

# ENDO | DUBAI 2021


A 5 DAYS HYBRID ENDOMETRIOSIS CONGRESS  
COMBINED WITH ONLINE AND ONSITE SESSIONS

# EDITION

# TRANSFORMING GYNECOLOGICAL HEALTH TOWARDS MEASURABLY BETTER OUTCOMES

#HerHealthOurPriority

[www.womenlikeme.eu](http://www.womenlikeme.eu)




Laparoscopic  
Access & Instruments



Stapling



Hemostatic Patch



Sutures



Energy Solutions



Hysteroscopic  
Solutions



Visualisation

For more information  
visit the **Medtronic virtual booth**.  
Scan the QR code for the virtual  
experience



© 2021 Medtronic. All Rights Reserved.

**Medtronic**  
Further, Together



# TABLE OF CONTENTS

Welcome from the President and Scientific Committee	03
A word from American Hospital Dubai	08
Robotic Day	10
Sponsored Session	13
Online Tutorial	15
The previous ENDO Dubai`	19
The New ENDO Dubai and its Brand New Community	20
CME Points	22
ENDO Week and ENDO Vibes	23
Full Program	25
Day 1	27
Day 2	29
Day 3	32
Day 4	34
Day 5	36
ENDO Dubai 2021 Scientific Committee & Faculty	38
ENDO Dubai 2021 Sponsors and Partners	45
Practical Information	52
About Dubai	53
MIS Academy	55

# WELCOME FROM THE PRESIDENT

Welcome to ENDO Dubai 2021

An unusual event for an unusual period.

ENDO - Dubai is everything except a place where no discussion takes place.

That is why we built this program with a large place for interaction.

In MIS Academy, we strive to improve education, staying open minded and embracing diversity.

With this spirit, we gathered faculties with diverse medical opinions to allow you to make your mind after their presentations and discussions.

ENDO Dubai 2021 will be great and hopefully in 2022 we will be back to normal but with the addition of the positive effect of what we have learned during COVID-19 time.

**Welcome to ENDO Dubai 2021**



**Pr. Arnaud Wattiez**

President of ENDO DUBAI 2021

MIS Academy Founder



# WELCOME FROM THE SCIENTIFIC COMMITTEE

Dear friends,

Dear colleagues,

A new era in medical education has been initiated.

Whereas a lot of us are still under travel restrictions due to Covid 19 it is a major challenge to bring such an interesting congress like Endo Dubai is offering.

For all of us the medical activities have been influenced largely by this pandemic situation and also our time management is disturbed by so many webinars, zoom meetings and virtual congresses.

Only few of those initiatives are so innovative as the current Endo Dubai 2021 will be.

MIS Academy has worked intensively to provide a new and innovative concept of medical education and even virtual communication between professionals. We have explored the advantages of distance learning, combined it with an on site programme and established a unique happening for Endo Dubai 2021. Excellent speakers of all over the globe have put a major effort to bring to you a fantastic and innovative programme, live surgical sessions and very interesting Q&A sessions.

For those who will be able to participate on site the sun and famous hospitality of Dubai will be their companion but also the international dimension of the congress will be upmost enriching.

I like to thank Prof. A. Wattiez and his team for this enormous effort, to bring us this innovative congress to our home.

Wish you all a successful congress.

Yours,



**Dr. Rudi Campo**

Scientific Committee of ENDO Dubai 2021

# WELCOME FROM THE SCIENTIFIC COMMITTEE

Dear Friends

One year has passed with unexpected events. ENDO Dubai has kept the promise and is back with its sixth edition in a new format: a 5-day hybrid congress, in partnership with American Hospital that starts from 22 February till February 26, 2021.

The ENDO Dubai conference attracts international specialists and world leaders in the field of surgical endoscopies for women and gynecology in its various specialties. I am honored to announce that ENDO Dubai has innovated and has become the International Digital Library collecting the most important developments in endometriosis treatments and the latest research by researchers in their fields in everything related to Women health.

This conference provides great opportunity for doctors and all healthcare professionals to exchange experiences and create a channel to communicate and learn about the latest findings in all areas of therapeutic medicine and scientific research.

The organizing Board and the members led by renowned Prof Arnaud Wattiez have yet again proved that nothing can interrupt the learning process, infact if any, challenges are always windows to opportunities.

I would like to welcome you back to ENDO Dubai 2021. Your strong support and active participation will make the congress a great success.



**Dr. M. Tahlak**

Scientific Committee of ENDO Dubai 2021



# WELCOME FROM THE SCIENTIFIC COMMITTEE

Dear Doctors,

I hope you are all well.

ENDO Dubai 2021 is approaching.

Its already too late to ask but I would like to request If still possible, We will need your short welcome message to all the ENDO Dubai 2021 participants.

Even 2 to 3 sentences are fine.

If possible to have it asap as we will need to do bulk printing of the handbooks latest by tomorrow.

Whatever that we can gather will be printed.

The handbook will be available as Digital & Onsite Material

Apologies for the short notice.

Thank you so much and keep safe.



**Dr. Hanan Gharbi**  
Scientific Committee of ENDO Dubai 2021

Dear All,

We would like to welcome all of YOU to EndoDubai 2021. An unique event where YOU will find the best experts presenting the state-of-the-art about endometriosis and minimally invasive gynecological surgery most recent advances.


Surely, YOU will join an international scientific meeting promoting the interactivity between the speakers and the participants.

Join and stay with us. YOU will enjoy it!



**Dr. Hélder Ferreira**  
Scientific Committee of ENDO Dubai 2021

# WELCOME FROM THE SCIENTIFIC COMMITTEE



**Dr. Rodrigo Fernandes, Brazil**  
Scientific Committee of ENDO Dubai 2021

Dear Doctors,

It is my honor and my pleasure to be part of the scientific committee of this special edition of EndoDubai "

As the whole world went through the Covid-19 Pandemic , with significant effect on all aspects . We as doctors recieve the big bulk of this effect !

Nevertheless ; the process of education, innovation, improvement , and development in the field of Minimally access surgery should continue and create the ways to flourish .

From this concept ; EndoDubai 2021 in its unique 6th edition has emerged! A complete week of online lectures, Interactive Live discussions, tutorials, recorded live surgeries and integrated live exchange of experience.

This Congress covers most of the topics in Minimally access surgery with participation of a well known international speakers from all over the world, sharing their experience and knowledge; where the spirit of live discussion and interaction is in the center of the agenda.

Recorded complete unedited surgeries demonstrating five different cutting-edge techniques to perform hysterectomies! And much more ...

Looking forward seeing you all there and be part of this amazing week of challenge and success!"



**Dr. Bedaya Amro, UAE**  
Scientific Committee of ENDO Dubai 2021



ENDO

TRUTH



5<sup>th</sup> EDITION  
**ENDO** DUBAI  
2020  
TRUTH & LIES

## A WORD FROM AMERICAN HOSPITAL DUBAI

Dear Colleagues,

We warmly welcome you to ENDO Dubai 2021.

The pandemic that made the whole world reel last year has decided to join us this year too!

Although every sector witnessed the effects of the virus crisis, the healthcare industry endured a significant impact. With great pride, we can say we have adapted and worked to overcome the challenges in the most reliable way.

Keeping all the safety measures in place, we have now also begun our education activities.

The American Hospital is the first hospital in the Middle East to be awarded the JCI accreditation. Our laboratory is the first in the region's private sector that the College of American Pathologists accredits.

The hospital is the inaugural member of the prestigious Mayo Care Network. The Clinical Education Department at the American Hospital offers a multidisciplinary education program to the clinical staff.

Recently, the American Hospital is the first medical facility in Dubai to provide the fourth-generation da Vinci Xi surgical system, conducting robotic surgery services.

I have some exciting insights to share during this workshop, promising you to have productive use of your time. I am confident you will enjoy the information and highlights provided during this symposium for the betterment of women's health.

Stay safe.

Warm regards,



**Dr Tarek Dufan**  
Chief Medical Officer  
American Hospital Dubai



## A WORD FROM AMERICAN HOSPITAL DUBAI



Greetings!

As The Chief of Robotic Surgery Program at the American Hospital Dubai, I take great pride in welcoming all the attendees of the hybrid ENDO Dubai 2021.

Since the core of our robotic surgery program is providing educational opportunities and sharing the experience with our colleagues and fellow surgeons, we are honored this year in partnership with MIS Academy to host the Robotic day of the hybrid ENDO DUBAI 2021 where we are giving the participants the opportunity to know about our successful experience in establishing a Robotic Surgery Program and providing a limited number of attendees a direct access for a hands-on session on our da Vinci Xi system, following social distancing and safety rules. We look forward to welcoming you all.

Dr. Hatem Moussa



Dear Colleagues,

Welcome to Endodubai 2021 that promises to be one of the best so far. I welcome you to enjoy the sessions from the top leaders of their respective fields. I have the privilege to present from the Urological perspective, the advances in Robotic Surgery

Dr. Amrith Rao



Welcome to Endo Dubai 2021!

It is an absolute pleasure to be participating in this esteemed congress, sharing my first time experiences on the da Vinci axis system, at American Hospital, Dubai. Endo Dubai is a reputable congress, wherein surgeons from different parts of the world meet to showcase their skills, experiences and knowledge in minimal invasive surgery.

This year, the congress promises to be exciting and educational, in spite of the current, global pandemic.

Dr. Sarah Francis



Dear colleagues,

Welcome to Endodubai 2021.

I have greatly enjoyed Endodubai 2019 and 2020 as a participant. It's a world class congress. This time I will be participating also as a speaker with our recent introduction of Robotic Gyn surgery into Dubai at American Hospital. Praying for this COVID crisis to end so we can all meet again in person in these exceptional educational events.

Dr. Anthony Brignoni



# المستشفى الأمريكي AMERICAN HOSPITAL



## ROBOTICS DAY

with Hands-on Workshop and International Live Surgery



Dr. Hatem Moussa  
Consultant - Director of General Surgery



Dr. Amrith Rao  
Consultant



Dr. Sarah Francis  
Consultant



Dr. Anthony Brignoni  
Consultant

25<sup>th</sup> February | 8am-5pm GMT +4



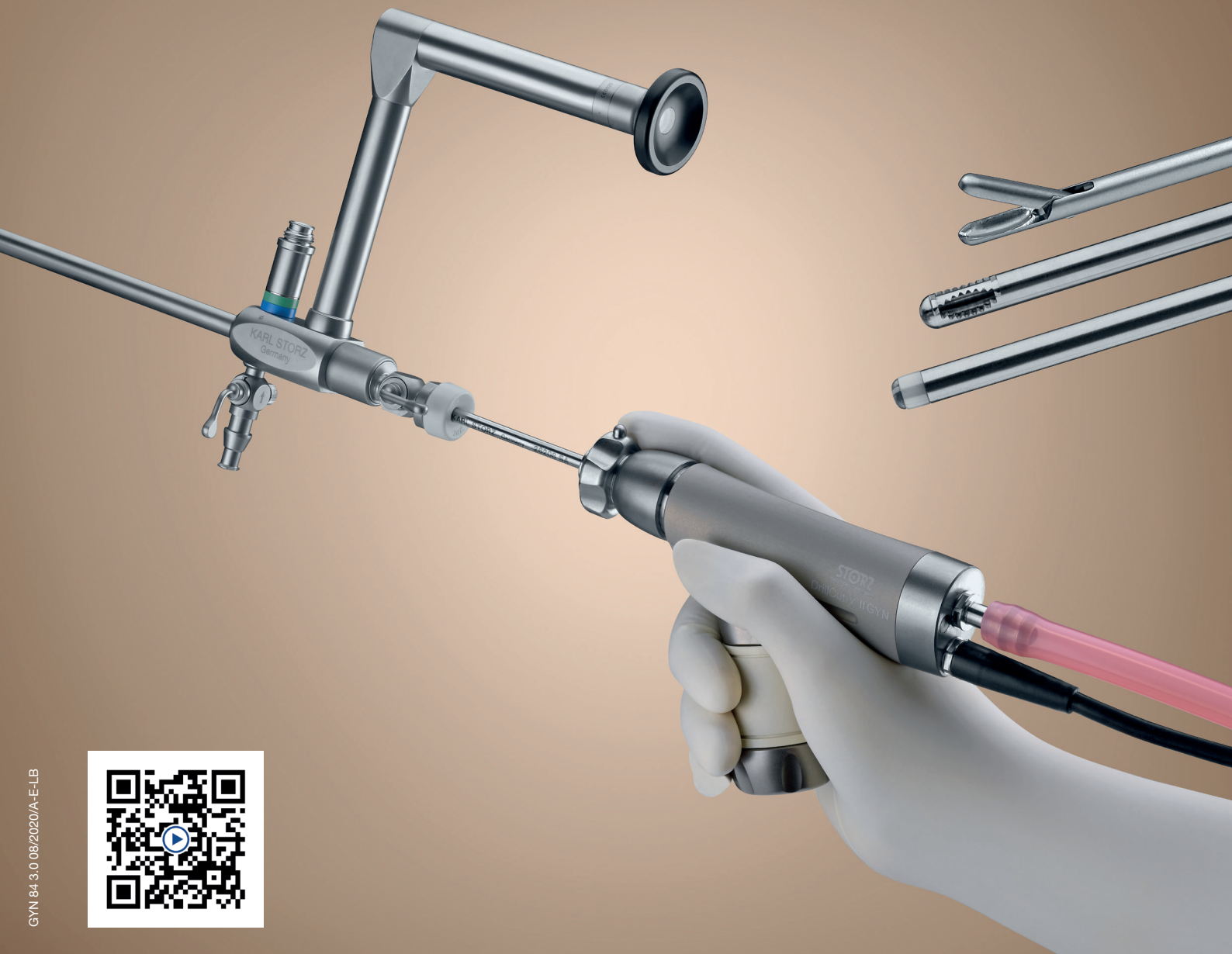


ETHICS  
STOP!  
Medtronic  
ENDO 2020  
DUBAI

Medtronic

ENDO 2020  
DUBAI





GYN 84\_3.0 08/2020/A-E-LB



# Small Access, Great Effect

## The Intrauterine BIGATTI Shaver (IBS®) in 6 mm

- Direct suction of resected tissue possible
- Effective, precise and safe alternative to resectoscopes
- Purely mechanical resection
- The only fully reusable hysteroscopic shaver system

**STORZ**  
KARL STORZ – ENDOSKOPE  
THE DIAMOND STANDARD

KARL STORZ SE & Co. KG, Dr.-Karl-Storz-Straße 34, 78532 Tuttlingen/Germany  
KARL STORZ Endoskope – East Mediterranean and Gulf S.A.L, Spark Tower, 1<sup>st</sup> Floor, Charles Helou St., Horch Tabet – Sin el Fil, Beirut/Lebanon  
[www.karlstorz.com](http://www.karlstorz.com)

More than  
**75**  
Years

# SPONSORED SESSION

ONLINE ROOM & TIME	TITLE	ROOM DETAILS
<b>ONLINE ROOM 1</b> FEBRUARY 22 TUESDAY 17:45 - 19:00	<b>INNOVATION IN HYSTERECTOMY</b>	 PART OF THE <i>Johnson &amp; Johnson</i> FAMILY OF COMPANIES FACULTY: DR. S. DOMINGO
<b>ONLINE ROOM 3</b> FEBRUARY 22 TUESDAY 19:00 - 20:15	<b>WHY, WHEN AND HOW TO OPERATE YOUNG ON ENDOMETRIOSIS PATIENT</b>	 FACULTY: PR. H. FERREIRA (PORTUGAL), PR. P. PASIC (USA)
<b>ONLINE ROOM 2</b> FEBRUARY 23 WEDNESDAY 17:45 - 19:00	<b>CLINICAL PRACTICE OF THE INTRAUTERINE BIGATTI SHAVER</b>	 KARL STORZ – ENDOSKOPE FACULTY: DR. G. BIGATTI (ITALY), DR. S. ANSARI (IRAN)
<b>ONLINE ROOM 3</b> FEBRUARY 23 WEDNESDAY 19:00 - 20:15	<b>MECHANICAL HYSTEROSCOPIC TISSUE REMOVAL: TRUE BENEFITS AND CLEAR ADVANTAGES ACROSS PATHOLOGIES AND CLINICAL SETTINGS</b>	 FACULTY: PR. H. FERREIRA (PORTUGAL), PR. P. PASIC (USA)
<b>ONLINE ROOM 3</b> FEBRUARY 24 THURSDAY 17:45 - 19:00	<b>THE ADVENT OF AMBULATORY HYSTEROSCOPY</b>	 KARL STORZ – ENDOSKOPE FACULTY: DR. R. CAMPO (BELGIUM) PR. A. DI SPIEZIO SARDO (ITALY)
<b>ONSITE &amp; ONLINE ROOM 1</b> FEBRUARY 26 FRIDAY 17:45 - 19:00	<b>LAPAROSCOPY FOR ENDOMETRIOSIS</b>	 PART OF THE <i>Johnson &amp; Johnson</i> FAMILY OF COMPANIES FACULTY: PR. V. CHIANTERA





5<sup>th</sup> EDITION  
**ENDO** DUBAI  
2020  
TRUTH & LIES

ENDO 2020 Medtronic 3<sup>rd</sup>  
**ENDO**  
Speaker

DR. MUNA TAHLAK

# ONLINE TUTORIAL

## Step 1

Visit [www.endo-dubai.com](http://www.endo-dubai.com) then  
Click login from the top right corner



## Step 2

For first time users, you will need to sign up and fill up the form. Complete the required information then submit. You will receive an email confirmation that your account was successfully created. Wait for your access to be validated and approved.

\*\*\*You will receive an email once your account has been approved. Go to the website and use your credentials to log in.

## Step 3

Now that you have your account access approved, Log in to your account and visit "My Profile". Each account has the below exclusive and new features:

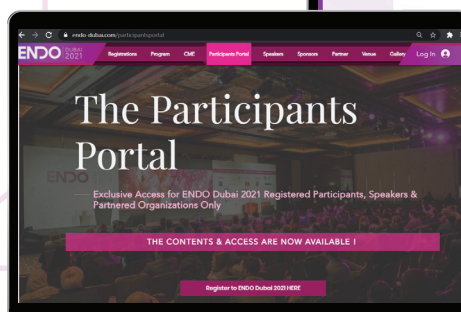
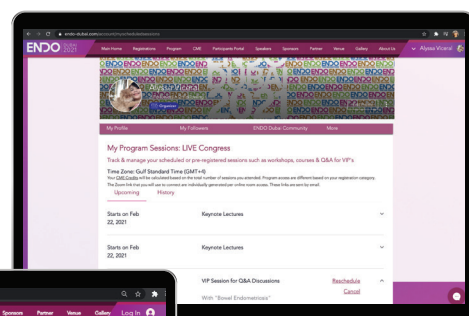
*My Profile* (Update your bio and you may add your contents)

*My Followers* (Follow each other or even chat them)

*ENDO Dubai Online Community* (Connect with the community)

*My Scheduled Sessions* (View your booked sessions)

*My Account* (Update your info)



## Step 4

Visit "Participants Portal". All exclusive contents are published on this page. Contents are available starting on February 7, 2021.



## Step 5

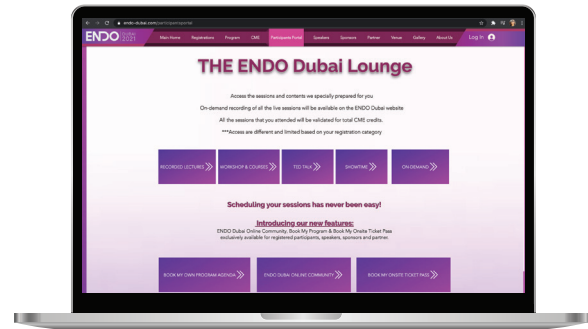
The ENDO Dubai Lounge consists of pages that includes all the categorized contents exclusively available for registered participants.

Below are the categories:

- Recorded Lectures
- Workshop & Courses
- TED Talk - Showtime
- On-demand

New Features:

- Book My Own Program Agenda
- ENDO Dubai Online Community
- Book My Onsite Ticket Pass

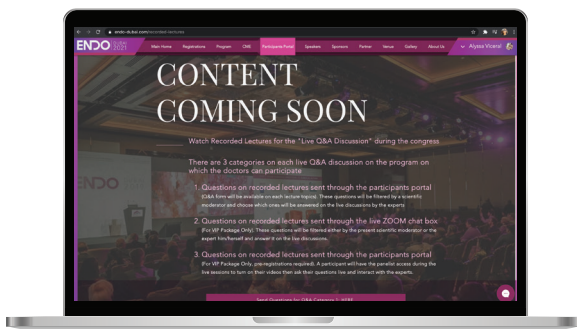


## Step 6

The Recorded Lectures:

All the pre-recorded lectures are available here to watch in preparation for the "LIVE" interactive Q&A discussions during the congress on February 22 to 26.

Specific lectures per session will be available to watch. All questions will be answered live. Contents are available starting on February 7, 2021.

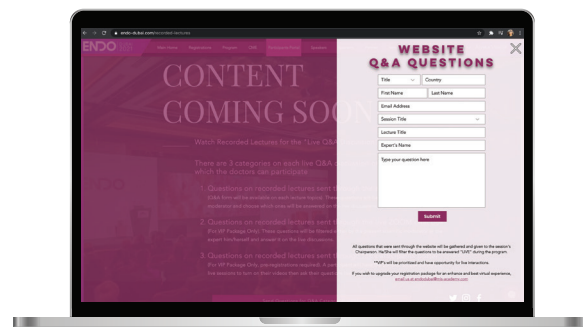


## Step 7

After watching a specific lecture, you may send your questions through the website. Just click the designated button and fill up the form.

All questions will be gathered and sent to the session's chairperson for him/her to filter the questions which will be answered "LIVE" during the category 1 of Q&A sessions for the duration of 15 minutes.

\*\*All unanswered questions will be validated and answered through email after the congress.



\*All registered participants will have an individual account to access the exclusive contents of the website.


# ENSEAL™ X1 Curved Jaw

## More efficient than Competition<sup>1,2\*</sup>

- **Capture more tissue** per bite with a longer jaw and wider jaw aperture<sup>1,2\*\*</sup>
- 32% stronger grasping<sup>3#</sup>
- **360° shaft rotation** to enable access to targeted tissue<sup>45</sup>

Curved, tapered tip designed for fine dissection<sup>56</sup>

ENSEAL™ X1 Curved Jaw can capture more tissue per bite with a 16% longer jaw and 9% wider jaw aperture compared to Competition<sup>1,2\*\*</sup>



\*ENSEAL™ X1 Curved Jaw Tissue Sealer can capture, seal and transect a longer length of tissue per single activation due to a 16% (or 3.4mm) longer jaw ( $p < 0.001$ ) and a 19% (or 3.5mm) longer cut length ( $p < 0.001$ ) compared to **Competition** (LF1937). \*\*Based on metrology data, ENSEAL™ X1 Curved Jaw Tissue Sealer has a 16% (or 3.4mm) longer jaw than **Competition** (LF1937) ( $p < 0.001$ ) and ENSEAL X1 Curved Jaw Tissue Sealer has a 9% (or 1.15mm) wider jaw aperture than **Competition**(LF1937) ( $p < 0.001$ ). #Grasping force measured as the maximum amount of force required to pull porcine jejunum from the distal tip of device jaws. Comparison of ENSEAL™ X1 Curved Jaw to **Competition** (LF1937) ( $p < 0.001$ ) †Metrology report comparing the jaw aperture of ENSEAL™ X1 Curved Jaw to **Competition** (LF1937) ( $p < 0.001$ )

**REFERENCES:** 1. Ethicon, Project Floyd: Claims Metrology Report, June 2018, PRC079564B (145163-200630, 145041-200629, 152465-200909 152466-200909) 2. Ethicon, Floyd Relaunch Claims Metrology, June 2020, PRC095763A (145163-200630, 145041-200629, 145034-200629) 3. Ethicon, Floyd Relaunch Claims Grasping Force, June 2020, PRC096063A (145160-200630) 4. As Per Instructions For Use (152441-200909) 5. Ethicon, DOC023555A, A Floyd Claims Memo - Industrial Design, July 2018, Data on File (152441-200909, 152450-200909) 6. Ethicon, DOC024721A, Floyd Marketing Claims Memo, Jan 2019, Data on File (152450-200909)

Please refer always to the Instructions for Use / Package Insert that come with the device for the most current and complete instructions.

The third-party trademarks used herein are the property of their respective owners.

Ethicon Endo-Surgery (Europe) GmbH  
Hummelsbütteler Steindamm 71  
22851 Norderstedt, Germany

[www.jnjmedicaldevices.com](http://www.jnjmedicaldevices.com)

© Ethicon Endo-Surgery (Europe) GmbH 2020, 159595-201118 EMEA



FEBRUARY  
25 | 26 | 27





# PREVIOUS ENDO DUBAI

2018



2019



2020



Photos are available at  
[www.endo-dubai.com](http://www.endo-dubai.com)



# ENDO DUBAI 2021

**ENDO** | DUBAI  
2021

A 5 DAYS HYBRID ENDOMETRIOSIS CONGRESS  
COMBINED WITH ONLINE AND ONSITE SESSIONS

# 6th EDITION

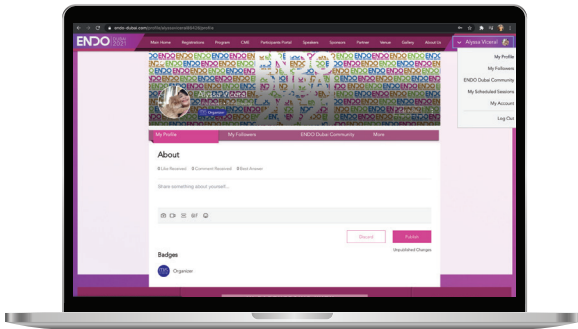
PRESENTS



AND

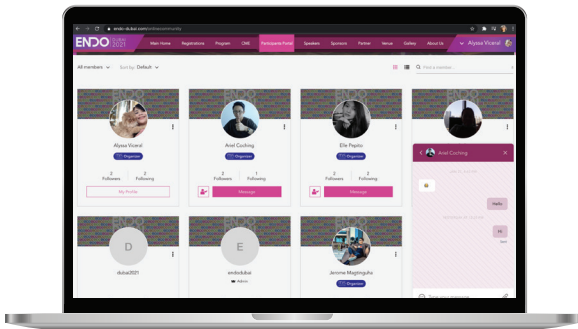


# THE NEW FEATURES OF ENDO DUBAI 2021 WEBSITE



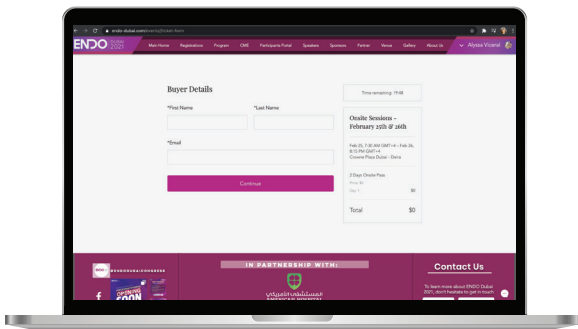
## 1. Booking My Agenda

Book your sessions from the program and get reminded. All booked sessions will be scheduled and saved on your profile under "My Scheduled Sessions".



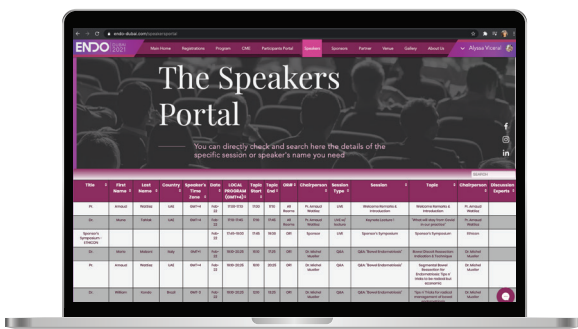
## 2. ENDO Dubai Online Community

Follow each other, even send messages and chat through the website.



## 3. Book My Onsite Pass

All onsite registered participants can secure their onsite pass to generate a ticket with QR code for a safety onsite registration. This booking will be saved on your scheduled sessions.



## 4. Speakers Portal

All onsite registered participants even the speakers can quickly search for a specific session, speaker or any detail of the program. This page can be found under the "Speaker" tab on the menu.

\*\*Exclusive for registered participants

# THE ENDO DUBAI 2021 CME POINTS

\*\* The CME Points mentioned below will be acquired depending on the package and interaction of the participant based on the program\*\*

\*\* The certificates with CME Points acquired will be sent to the email address used upon registration after the congress\*\*

Standard credits of 15 points  
Plus 2 Course Credits

**BASIC ONLINE**

MAXIMUM  
**23.5 CME**  
CREDITS

February 25th & 26th  
Standard credits of 14.75 points  
Plus 2 Workshops

**ONSITE**

MAXIMUM  
**23 CME**  
CREDITS

Standard credits of 27.5 points  
Plus Course Credits

**VIP ONLINE**

MAXIMUM  
**36 CME**  
CREDITS

Standard credits of 42.5 points  
Plus Online Workshops or Course Credits

**BEST PACKAGE  
(ONLINE + ONSITE)**

MAXIMUM  
**59 CME**  
CREDITS

## THE ONLINE PLATFORM



\*\*\*Important Note:

Please use the same email address used upon creating the account on ENDO Dubai website when connecting to Zoom platform during our live program on February 22 to 26, 2021

Your CME Credits will be calculated based on the total number of sessions you attended.

The program access are different based on your registration category. The Zoom link that you will use to connect are individually generated per online room access. These links are sent by email. Prior to the congress, each participant will receive an email to their registered email address with the instructions and "unique generated individual link" which is connected to their ENDO Dubai 2021 access.



ENDO WEEK  
HYBRID EVENT 2021



Endo week is the full online live broadcast of the 1st to 5th day of ENDO Dubai that provides a highly interactive online congress so that we make sure that your online experience will be worth your time. Each day will be only 5 hours a day starting from 5pm till 10pm Dubai time that will have 3 different online interactive rooms with various sessions such as keynote lecture, Q&A discussions, live surgeries, courses, and workshops and symposiums



# ENDO VIBES 2021



What we want to emphasize is  
scientists, doctors and specialists. We  
discussions, lectures, workshops, scientific  
strengthening medical practices and reaching  
especially those related to pregnancy, childbirth a.

ENDO Vibes is a traditional physical ENDO Dubai congress that will be held on the last 2 days of ENDO Dubai 2021 that will be broadcasted in the same time of the live session that have a different approach of various sessions from the online participants and that will be live surgeries, lectures discussions, symposiums, tutorials, and debate. Online participants can still watch these sessions but not interactively.

# AGENDA AT GLANCE

## ONLINE DAY 1

## ONLINE DAY 2

## ONLINE DAY 3

MONDAY February 22, 2021   Starting at 5pm Dubai time (GMT+4)			
TIME GMT+4	ONLINE ROOM 1 Sci. Mod. Dr. Razan Nasir	ONLINE ROOM 2 Sci. Mod. Dr. Basma Al Mamari	ONLINE ROOM 3 Sci. Mod. Dr. Rasha Abdeldayem
17:00	<b>Opening Ceremony and Presidential Address</b> Pr. A. Wattiez (UAE)		
17:10	<b>Keynote Lecture 1</b> What will stay from COVID-19 in our practice Chair: Pr. A. Wattiez (UAE)   Expert: Dr. M. Tahlak (UAE)		
17:45	<b>Symposium Session:</b> <b>ETHICON</b> Innovation in Hysterectomy Faculty: Dr. S. Domingo	<b>BEST OF 5 TIPS &amp; TRICKS CONTEST</b> Any Subject in Laparoscopy & Hysteroscopy Chair: Dr. H. Ferreira (Portugal) Faculties: Pr. L. Mettler (Germany) Dr. Z. Hakim (UAE) Dr. E. Milnerowicz (Poland) Dr. M. Puga (Chile)	<b>Technical Tutorial</b> Difficult Bladder Dissection: How to deal with it? Chair: Dr. H. Gharbi (UAE) Faculties: Pr. A. Wattiez (UAE) Dr. M. Malzoni (Italy) Dr. J. Gilibert (Spain) & Pr. R. Botchorishvili (France)
19:00	<b>Sponsor Highlights &amp; Advertisements - MEDTRONIC</b>		<b>Symposium Session:</b> <b>MEDTRONIC</b> Why, when, and how to operate young on endometriosis patients Faculties: Pr. P. Pasic (USA) Dr. H. Ferreira (Portugal)
19:10	<b>Q&amp;A Discussion</b> "Bowel Endometriosis" Chair: Pr. M. Mueller (Switzerland) Faculties: Dr. M. Malzoni (Italy), Pr. A. Wattiez (UAE), Dr. W. Kondo (Brazil), Pr. P. Ayroza (Brazil), Dr. J. Leroy (France)	<b>Q&amp;A Discussion</b> "Niches/Isthmocele" Chair: Dr. L. Schindler (UAE) Co-Chair: Dr. A. Matveev (Russia) Faculties: Dr. B. Amro (UAE), Dr. B. Lawrenz (UAE), Dr. G. Gubbini (Italy), Dr. K. Isaacson (USA)	<b>IMAGING COURSE</b> How Imaging can help the Surgeons? Chair: Dr. R. Abdeldayem (UAE) Chair: Dr. A. Di Giovanni (Italy) Dr. C. Exacoustos (Italy) <b>IMAGING</b> Dr. A. Di Giovanni (Italy) Dr. C. Exacoustos (Italy)
20:25	<b>Q&amp;A Discussion</b> "Adenomyosis" Chair: Dr. C. Nehzat (USA) Faculties: Dr. H. Gharbi (UAE) Dr. A. Setubal (Portugal) Dr. R. Campo (Belgium) Dr. H. Fatemi (UAE)	<b>Q&amp;A Discussion</b> "Nerves sparing benign & malignant disease" Concept & Techniques Chair: Pr. V. Bezhenar (Russia), Dr. E. Zupi (Italy) Faculties: Dr. M. Puga (Chile) Pr. B. Rabischong (France) Pr. D. Querleu (France) Dr. G. Centini (Italy)	
21:45	<b>Closing Remarks by</b> Pr. Arnaud Wattiez (UAE)		
21:50	<b>End of Sessions</b>		

TUESDAY February 23, 2021   Starting at 5pm Dubai time (GMT+4)			
TIME GMT+4	ONLINE ROOM 1 Sci. Mod. Dr. Shaima Al Suwaidi	ONLINE ROOM 2 Sci. Mod. Dr. Zeinab Hakim	ONLINE ROOM 3 Sci. Mod. Dr. Hanan Gharbi
17:00	<b>Welcome Remarks &amp; Introduction</b> Pr. A. Wattiez (UAE)		
17:10	<b>Keynote Lecture 2</b> Neuropeleology Chair: Pr. A. Wattiez (UAE)   Expert: Pr. M. Possover (Switzerland)		
17:45	<b>Q&amp;A Discussion:</b> Patient Safety in MIS Chair: Dr. F. Badawi (UAE) Faculties: Dr. A. Watrelot (France) Pr. B. Rabischong (France) Pr. P. Koninckx (Belgium) Dr. G. Centini (Italy)	<b>SYMPOSIUM</b> <b>KARL STORZ</b> Clinical practice of the Intrauterine Bigatti Shaver Faculties: Dr. G. Bigatti (Italy) Dr. S. Ansari (Iran)	<b>Q&amp;A Discussion:</b> CPP SESSION: "Demystifying chronic pelvic pain: An integrative approach to persistent pelvic pain" Chair: Dr. S. As-Sanie (USA) Faculties: Dr. S. As-Sanie (USA) Dr. G. Lamvu (USA) Dr. J. Carrillo (USA) Dr. S. Till (USA) Dr. M. Castellanos (USA)
19:00	<b>Sponsor Highlights &amp; Advertisements - MEDTRONIC</b>		<b>SYMPOSIUM</b> <b>MEDTRONIC</b> Mechanical Hysteroscopic Tissue Removal: TRUE benefits and CLEAR advantages across pathologies and clinical settings Faculties: Dr. S. Nahas (USA) Pr. A. Di Spiezio Sardo (Italy) Dr. C. Miller (USA)
19:10	<b>LIVE Panel Discussion &amp; Debate:</b> "Is There Still A Space for Meshes?" Chair: Dr. H. Margossian (UAE) Faculties: VAGINALLY - Pr. M. Cosson (France) LAPAROSCOPY - Pr. R. Botchorishvili (France)	<b>Q&amp;A Discussion:</b> Fluorescence Guided Surgery" Chair: Dr. M. Malzoni (Italy) Co-Chairs: Dr. F. Sendag (Turkey) Dr. Z. K. Naghabandi (UAE) Faculties: Dr. H. Ferreira (Portugal), Pr. M. Mueller (Switzerland), Dr. M. Diana (France) Dr. M. Malzoni (Italy)	<b>IMAGING COURSE:</b> "How can imaging can help the surgeons?" Chair: Dr. H. Gharbi (UAE) <b>IMAGING</b> Dr. J. Preisler (Chile) Dr. D. Barahona (Chile)
20:20	<b>Q&amp;A Discussion:</b> "Native Tissue Repair for Prolapse" Chair: Pr. A. Wattiez (UAE) Co-Chair: Dr. E. Zakharchenko (Russia) Faculties: Pr. M. Cosson (France), Dr. H. Margossian (UAE) Pr. R. Botchorishvili (France) Pr. B. Gabriel (Germany) Expert: J. Keckstein (Germany)	<b>Honorary Lecture</b> "From Laparotomy to Laparoscopy to IVF!" Chair: Dr. A. Watrelot (France) Faculty: Dr. V. Gomel (USA) <b>Honorary Lecture:</b> "Enzian - a Comprehensive Classification of Endometriosis" Expert: J. Keckstein (Germany)	
20:25	<b>IMAGING COURSE:</b> "How can imaging can help the surgeons?" Chair: Dr. H. Gharbi (UAE) <b>IMAGING</b> Dr. J. Preisler (Chile) Dr. D. Barahona (Chile)		
21:45	<b>Closing Remarks by</b> Dr. Campo (Belgium)		
21:50	<b>End of Sessions</b>		

WEDNESDAY February 24, 2021   Starting at 5pm Dubai time (GMT+4)			
TIME GMT+4	ONLINE ROOM 1 Sci. Mod. Dr. Rasha Abdeldayem	ONLINE ROOM 2 Sci. Mod. Dr. Zukaa Al Mahloul	ONLINE ROOM 3 Sci. Mod. Dr. Razan Nasir
17:00	<b>Welcome Remarks &amp; Introduction</b> Pr. A. Wattiez (UAE)		
17:10	<b>Keynote Lecture 3</b> "Hysteroscopy: The True Revolution in Women Health" Chair: Pr. J. Hamou (France)		
17:45	<b>GENITAL MALFORMATION:</b> "Live Surgery from Moscow" Chair: Pr. A. Wattiez (UAE) Co-Chair: Dr. W. Sammur (UAE) Surgeon: Dr. A. Stepanian (USA) Pr. L. Adamyam (Russia)	<b>LIVE PANEL DISCUSSION:</b> "Tips to Fasten Myomectomy" Chairs: Dr. B. Amro (UAE) Dr. R. Fernandes (Brazil) Dr. S. Maia (Portugal) Faculty: Dr. J. Gilibert (Spain)	<b>SYMPOSIUM</b> <b>KARL STORZ</b> The Advent of Ambulatory Hysteroscopy Faculties: Dr. R. Campo (Belgium) Pr. A. Di Spiezio Sardo (Italy)
19:00	<b>Sponsor Highlights &amp; Interviews &amp; Advertisements - ETHICON</b>		
19:10	<b>GENITAL MALFORMATION</b> Chair: Pr. A. Wattiez (UAE) Co-Chair: Dr. W. Sammur (UAE) Faculties: Dr. G. Grimbizis (Greece) Dr. S. Brucker (Germany) Dr. I. El Rahman (UAE)	<b>Q&amp;A Discussion:</b> "Endometrioma" Chair: Dr. C. Miller (USA) Faculties: Pr. P. Koninckx (Belgium) Dr. A. Ussia (Italy) Dr. A. Di Giovanni (Italy) Dr. C. Miller (USA)	<b>WINNERS COURSE</b> "ANATOMY" Chairs: Dr. G. Centini (Italy) Pr. B. Rabischong (France) Dr. E. Zakharchenko (Russia) Faculties: Dr. H. Gharbi (UAE) Dr. H. Ferreira (Portugal) Dr. R. Fernandes (Brazil) Dr. B. Amro (UAE) Dr. Z. Hakim (UAE) Dr. G. Centini (Italy)
20:25	<b>LIVE PANEL DISCUSSION:</b> "Laparoscopic Complications" Chair: Dr. A. Watrelot (France) Co-Chair: Dr. I. Siebert (South Africa) Faculty: Dr. P. Pasic (USA)	<b>Q&amp;A Discussion:</b> "Suspicious Adnexal Masses" Chair: Dr. M. Canis (France) Faculties: Dr. M. Puga (Chile), Dr. C. Exacoustos (Italy) Dr. E. Leblanc (France) Pr. M. Canis (France)	
21:40	<b>Closing Remarks by</b> Dr. R. Campo (Belgium)		
21:50	<b>End of Sessions</b>		

- Sponsor's Brand Awareness
- Q&A Session for Recorded Lectures
- Opening & Closing Remarks
- Imaging & Winners Course
- Debate Session for Recorded Lectures
- Live Surgery
- Keynote Lectures
- Live Contest

# AGENDA AT GLANCE

## ONLINE & ONSITE DAY 4

## ONSITE DAY 5

THURSDAY February 25, 2021   Starting at 8am Dubai time (GMT+4)						
TIME GMT+4	ONLINE ROOM 1 Sci. Mod. Dr. Bedaya Amro	ONLINE ROOM 2 Sci. Mod. Dr. Dina Ismail	ONLINE ROOM 3 Sci. Mod. Dr. Haroutyoun Margossian	TIME GMT+4	ONSITE & ALL ONLINE ROOMS	WORKSHOP
8:00	Morning Welcome Remarks & Introduction Pr. A. Wattiez (UAE)			8:30	Sponsor Highlights & Advertisements <b>MIS ACADEMY</b>	Welcome Remarks Dr. O. Shawki (Egypt)
8:00	ROBOTIC DAY in collaboration with AHD LIVE BROADCASTING OF THURSDAY ONSITE SESSIONS			9:00	Morning Welcome Remarks & Introduction Dr. H. Moussa (UAE) & Ms. Farida Reguig (UAE)	
17:00	Sponsor Highlights & Interviews & Advertisements - KARL STORZ			10:00	<b>ROBOTIC DAY</b> in cooperation with AHD (Part 1)  Chairs: Dr. H. Moussa (UAE) Ms. Farida Reguig (UAE)  Morning Session - WORKSHOP * Note - Workshop is conducted simultaneously/parallel with Live Surgery from Russia.	Robot-Assisted laparoscopic colorectal resection in patient w/ deep infiltrating endometriosis (Scientific detail of the patient will be provided at the beginning of the surgery)  Chairs: Dr. F. Anton (Russia) & Dr. A. Koval (Russia)  Surgeon: Dr. A. Popov (Russia)  * Note: Session is conducted simultaneously/parallel with the Robotic Workshop in AHD UAE.
17:10	Afternoon Welcome Remarks & Introduction Pr. A. Wattiez (UAE)			12:00	LUNCH BREAK	
17:20	Q&A Discussion: "Hot topics in Hysteroscopy"  Chair: Dr. O. Shawki (Egypt)  Faculties: Pr. A. Di Spiezio Sardo (Italy) Pr. S. Bettocchi (Italy) Dr. S. Haimovich (Spain) Dr. R. Lasmar (Brazil) Dr. A. S. Laganà (Italy) Dr. O. Shawki (Egypt) Dr. G. Bigatti (Italy)  Q&A for website and VIP Session Only - Chat will be ongoing	WES Session Endometriosis, you need to be prepared!"  Chair: Mr. S. Singh  Faculties: Ms. L. Hummelshoj (UK) Mr. M. Leonard (Canada) Dr. L. Whittaker (UK)	WINNERS COURSE "ANATOMY"  Chairs: Dr. G. Centini (Italy) Pr. B. Rabischong (France) Dr. E. Zakharchenko (Russia)  Faculties: Pr. A. Wattiez (UAE) Dr. K. Afors (UK) Dr. I. Argay (Hungary) Dr. R. Rovira (Spain) Dr. F. Osorio (Portugal) Dr. M. Puga (Chile) Dr. J. Alves (Portugal)	13:00	TRANSFER TIME	HYSTEROSCOPY: HANDS-ON WORKSHOP with Simulators  Faculty: Dr. Osama Shawki (Egypt)
18:45				Q&A Discussion: "HOT TOPICS in minimal-access surgery:" PRESENT AND FUTURE OF MINIMAL-ACCESS SURGERY IN MYOMA THERAPY: WHERE DO WE GO FROM HERE?  Chairs: Dr. R. Devassy (UAE) Pr. R. L. De Wilde (Germany) Pr. V. Tanos (Cyprus)  Faculties: Pr. V. Tanos (Cyprus) Pr. S. Becker (Germany) Dr. R. Devassy (UAE) Dr. H.C. Verhoeven (Germany) Pr. K. W. Lee (Singapore) Pr. D. Cranston (UK)	13:05	
19:00	Q&A Discussion: "Office Hysteroscopy: When, How & To Whom"  Chair: Dr. R. Campo (Belgium)  Faculties: Pr. S. Bettocchi (Italy) Dr. R. Abdeldayem (UAE) Dr. G. Bigatti (Italy)	13:15	Welcome Keynote Lecture – " Inventing the Future in Surgery: Imaging, Robotic & Artificial Intelligence, the 3 weapons to achieve a Smart Surgery"  Pr. J. Marescaux, France			
20:15	Closing Remarks by Dr. R. Campo (Belgium)	13:35	ROBOTIC DAY in cooperation with AHD (Part 2)  Lectures: Pr. J. Marescaux (France) Dr. H. Moussa (AHD UAE) Dr. A. Rao (AHD UAE) Dr. A. Brignoni (AHD UAE) Dr. S. Francis (AHD UAE) Dr. T. Piechoud (France) Dr. A. Advincula (USA) Dr. J. Magrina (USA)  Afternoon Session Lectures			
20:25	End of Sessions	16:30	ROBOTIC DAY in cooperation with AHD (Part 3)	16:30	ROBOTIC DAY in cooperation with AHD (Part 3)	Resident Session  Chair: O. Shawki (Egypt) Moderators: L. Alhubaishi (UAE) & Dr. Z. Hakim (UAE)
		16:50	CLOSURE LECTURE Dr. A. Melani (Brazil)	16:50	CLOSURE LECTURE Dr. A. Melani (Brazil)	
		16:50	Closing Remarks Pr. A. Wattiez (UAE) & Dr. M. Tahlak (UAE) & CMO of AHD (UAE)	16:50	Closing Remarks Pr. A. Wattiez (UAE) & Dr. M. Tahlak (UAE) & CMO of AHD (UAE)	Closing Remarks by Dr. Osama Shawki (Egypt)
		17:00	End of Sessions	17:00	End of Sessions	

FRIDAY February 26, 2021   Starting at 8am Dubai time (GMT+4)		
TIME GMT+4	ONSITE & ONLINE	ONSITE WORKSHOP
8:00	Welcome Remarks & Introduction Pr. A. Wattiez (UAE)	
8:10	SYMPOSIUM - ETHICON Laparoscopy for Endometriosis Expert: Pr. V. Chiantera	CERTIFICATION L1-L2 FULL PROGRAM
8:30		
9:40	HYSTEROSCOPY  Chairs: Dr. S. Gordts (Belgium), Dr. G. Grimbizis (Greece)  Surgeons: Dr. R. Campo (Belgium) Pr. A. Di Spiezio Sardo (Italy) Dr. U. Catena (Italy) Dr. G. Bigatti (Italy)  LIVE SURGERIES with Lecture Discussions  Discussion Experts: Dr. Shahrzad Ansari, Dr. Andrea Tinelli, Dr. Bruno Herendael, Dr. Keith Isaacson, Dr. Erhan Saridogan, Dr. Tony Garagnio, Dr. Roger Molinas, Dr. Luis Alonso, Dr. Carlo De Angelis, Pr. Stefano Bettocchi, Pr. Jacques Hamou	
12:40	LUNCH BREAK	
13:40	KEYNOTE LECTURE 4 - "Foetal Surgery where are we?"  Chair: Dr. R. Campo (Belgium) Pr. J. Deprest (Belgium)	
14:15	Sponsors Highlights - KARL STORZ	
14:30	HYSTERECTOMY  Chair: Pr. J. Kecstein (Germany) Dr. E. Milnerowicz (Poland)  BIP Dr. F. Osorio (Portugal)  LIG Dr. H. Ferreira (Portugal)  HARM. Dr. M. Puga (Chile)  UT ART Dr. R. Fernandes (Brazil)  COMPLEX HYST. Pr. A. Wattiez (UAE)	
15:00	Nurse Session  Chair: Ms. A. Abo Sekena (UAE)	
18:00	Closing Ceremony Pr. A. Wattiez (UAE) , Dr. M. Tahlak (UAE) Dr. R. Campo (Belgium)	

- Sponsor's Brand Awareness
- Q&A Session for Recorded Lectures
- Imaging & Winners Course
- Debate Session for Recorded Lectures
- Keynote Lectures
- Live Contest
- Opening & Closing Remarks
- Live Surgery

# ENDO Dubai 2021 - DAY 1 ONLINE OVERVIEW

Monday | February 22, 2021 | Starting at 5pm Dubai time (GMT+4)

TIME	ONLINE ROOM 1	TIME	ONLINE ROOM 2	TIME	ONLINE ROOM 3
17:00	Opening Ceremony and Presidential Address Pr. A. Wattiez (UAE)				
17:10 17:45	Keynote Lecture 1 – What will stay from COVID-19 in our practice Chair: Pr. A. Wattiez (UAE)   Expert: Dr. M. Tahlak (UAE)				
17:45 19:00	Symposium Session: ETHICON Innovation in Hysterectomy Expert: Dr. S. Domingo	17:45 19:00	BEST OF 5 TIPS & TRICKS CONTEST Any Subject in Laparoscopy & Hysteroscopy Chair: Dr. H. Ferreira (Portugal)	17:45 19:00	Technical Tutorial Difficult Bladder Dissection: How to deal with it? Chair: Dr. H. Gharbi (UAE)
19:00	Sponsor Highlights & Interviews & Advertisements - MEDTRONIC			19:00	Symposium: Medtronic "Why, when, and how to operate young on endometriosis patients" Faculties: Pr. P. Pasic (USA) & Pr. H. Ferreira (Portugal)
19:10 20:25	Q&A Discussion "Bowel Endometriosis" Chair: Pr. M. Mueller (Switzerland)	19:10 20:25	Q&A Discussion "Niches/Isthmocele" Chair: Dr. L. Schindler (UAE) Co-Chair: Dr. A. Matveev (Russia)	19:00 20:20	
20:25 21:45	Q&A Discussion "Adenomyosis" Chair: Dr. C. Nehzat (USA)	20:25 21:45	Q&A Discussion "Nerves sparing benign & malignant disease" Concept & Techniques Chairs: Dr. V. Bezhenar (Russia), Dr. E. Zupi (Italy)	20:20 21:45	Imaging Course   C1 How Imaging can help the Surgeons? Chair: Dr. R. Abdeldayem (UAE) Experts: Dr. C. Exacoustos (Italy) & Dr. A. Di Giovanni (Italy)
21:45	Closing Remarks by Pr. Arnaud Wattiez (UAE)				
21:50	End of Sessions				

## ENDO Dubai 2021 - DAY 1 (ONLINE ROOM 1)

SYMPOSIUM – ETHICON Innovation in Hysterectomy  
Expert: Dr. S. Domingo

Q&A Discussion "Bowel Endometriosis" Chair: Pr. M. Mueller (Switzerland)		Bowel endometriosis is still a surgical challenge! Different techniques do exist to tackle this problem. The aim of this session is to discuss the indication and technical challenge of all techniques available.
19:10 - 19:35	KEYPOINTS	Discussion of Pre-recorded Lectures
19:10 - 19:15	Dr. M. Malzoni (Italy)	Bowel Discoide Resection: Indication & Technique
19:15 - 19:20	Pr. A Wattiez (UAE)	Segmental Bowel Resection for Endometriosis: Tips n' tricks to be radical but economic
19:20 - 19:25	Dr. W. Kondo (Brazil)	Tips n' Tricks for radical management of bowel endometriosis
19:25 - 19:30	Dr. P. Ayroza (Brazil)	Linear Resection of the Rectum: Indication & Technique
19:30 - 19:35	Dr. J. Leroy (France)	Nose technique for bowel endometriosis
19:35 - 19:50	1st Category	Questions from Participants' Portal (Website)
19:50 - 20:05	2nd Category	Questions from ZOOM Q&A Chat Box
20:05 - 20:25	3rd Category	ZOOM VIP Session (Live)
Q&A Discussion "Adenomyosis" Chair: Dr. C. Nehzat (USA)		Adenomyosis is a raising clinical situation that affects quality of life including fertility. This session will cover all aspects of this difficult situation from diagnostic to treatment and outcomes.
20:25 - 20:45	KEYPOINTS	Discussion of Pre-Recorded Lectures
20:25 - 20:30	Dr. H. Gharbi (UAE)	Laparoscopic Excision of Adenomyosis: Techniques & Limits
20:30 - 20:35	Dr. A. Setubal (Portugal)	Outcome of Surgical Management of Adenomyosis
20:35 - 20:40	Dr. R. Campo (Belgium)	Hysteroscopic Management of Adenomyosis
20:40 - 20:45	Dr. H. Fatemi (UAE)	IVF Protocol in Adenomyotic Patient
20:45 - 21:00	1st Category	Questions from Participants' Portal (Website)
21:00 - 21:15	2nd Category	Questions from ZOOM Q&A Chat Box
21:15 - 21:45	3rd Category	ZOOM VIP Session (Live)



# ENDO Dubai 2021 - DAY 1 (ONLINE ROOM 2)

**BEST OF 5 TIPS & TRICKS CONTEST**  
Any Subject in Laparoscopy & Hysteroscopy  
Dr. H. Ferreira (Portugal)

17:45 – 17:50	Dr. H. Ferreira (Portugal)
17:50 – 18:10	Pr. L. Mettler (Germany)
18:10 – 18:30	Dr. Z. Hakim (UAE)
18:30 – 18:35	Dr. E. Milnerowicz (Poland)
18:35 – 18:40	Dr. M. Puga (Chile)
18:40 – 18:45	Dr. Z. Hakim (UAE)
18:45 – 19:00	

All surgeons have their particular ways of solving some surgical situations. It is very important to observe those tips and tricks in order to incorporate them eventually in our personal arsenal of techniques.

Welcome Introduction
Laparoscopic clinical anatomy and surgical reality?
Trips n' Tricks in Smoke
Winners Poland
Winners Chile
Winners UAE
General Discussion

**Q&A Discussion**  
"Niches/Isthmocele"  
Chair: Dr. L. Schindler (UAE)  
Co Chair Dr. Anton Matveev, Russia

19:10 – 19:35	KEYPOINTS
19:10 – 19:15	Dr. B. Amro (UAE)
19:15 – 19:20	Dr. B. Lawrenz (UAE)
19:20 – 19:25	Pr. A. Di Spiezio Sardo (Italy)
19:25 – 19:30	Dr. G. Gubbini (Italy)
19:30 – 19:35	Dr. K. Isaacson (USA)
19:35 – 19:50	1st Category
19:50 – 20:05	2nd Category
20:05 – 20:25	3rd Category

Increasing cesarian section rate bring along an increasing rate of Isthmocele and its cortege of pathology. Managing patients with niches is covered in this session well as the clinical outcomes in both gynecological and obstetrical aspects

Discussion of Pre-recorded Lectures
Laparoscopic Treatment of Niches: When & How?
Treatment of Niches: What's the point?
Hysteroscopic Approach of Niches
Should We Resect the 2 Edges During Hysteroscopic Surgery of Niches
Outcome of the Surgical Management of Niches
Questions from Participants' Portal (Website)
Questions from ZOOM Q&A Chat Box
ZOOM VIP Session (Live)

**Q&A Discussion**  
"Nerves sparing benign & malignant disease"  
Concept & Techniques  
Chairs: Pr. V. Bezhenar (Russia) & Dr. E. Zupi (Italy)

20:25 – 20:45	KEYPOINTS
20:25 – 20:30	Dr. M. Puga (Chile)
20:30 – 20:35	Pr. B. Rabischong (France)
20:35 – 20:40	Pr. D. Querleu (France)
20:40 – 20:45	Dr. G. Centini (Italy)
20:45 – 21:00	1st Category
21:00 – 21:15	2nd Category
21:15 – 21:45	3rd Category

Nerve sparing techniques have been developed in the late 50s for oncological purposes. The more recent advances in surgery for deep endometriosis that may affect nerves have raise the discussion of applying those techniques for the treatment of this benign disease. This session will discuss all aspects of this new concept.

Discussion of Pre-recorded Lectures
History & Concept of Nerve Sparing Surgery
Different Level of Nerve Injury: Clinical Applications
Incorporation of nerve-sparing in the concept of tailored radical hysterectomy
Nerve Sparing Surgery in Endometriosis: Myth or Reality
Questions from Participants' Portal (Website)
Questions from ZOOM Q&A Chat Box
ZOOM VIP Session (Live)

# ENDO Dubai 2021 - DAY 1 (ONLINE ROOM 3)

**Technical Tutorial**  
Difficult Bladder Dissection:  
How to deal with it?  
Chair: Dr. H. Gharbi (UAE)

17:45 – 18:05	KEYPOINTS
17:45 – 17:50	Pr. A. Wattiez (UAE)
17:50 – 17:55	Dr. M. Malzoni (Italy)
17:55 – 18:00	Dr. J. Gilabert (Spain)
18:00 – 18:05	Pr. R. Botchorishvili (France)
18:05 – 18:20	1st Category
18:20 – 18:35	2nd Category
18:35 – 19:00	3rd Category

Bladder dissection is a frequent occurrence in Gynecological surgery. If the dissection of a normal bladder is an elective anatomical driven technique, the raise of CS and some benign pathologies as endometriosis can make that dissection tricky. The experts of this session will present their personal approach to tackle this difficulty.

Discussion of Pre-recorded Lectures
My technique to tackle difficult bladder dissection
My technique to tackle difficult bladder dissection
My technique to tackle difficult bladder dissection
My technique to tackle difficult bladder dissection
My technique to tackle difficult bladder dissection
Questions from Participants' Portal (Website)
Questions from ZOOM Q&A Chat Box
ZOOM VIP Session (Live)

SYMPOSIUM – MEDTRONIC  
Why, when, and how to operate young on endometriosis patients

19:00 – 19:05		Video Highlights
19:05 – 19:10	Dr. H. Ferreira (Portugal)	Welcome & Introduction
19:10 – 19:40	Dr. H. Ferreira (Portugal)	Radical conservative DIE Surgery in young patients
19:40 – 20:10	Dr. P. Pasic (USA)	From earlier diagnosis to addressing the age dilemma in surgical intervention
20:10 – 20:20		Q&A Discussion
<b>Imaging Course</b> How Imaging can help the Surgeons? Chair: Dr. R. Abdeldayem (UAE)		Imaging has always been important in the diagnosis of different gynecological pathologies. The recent advances in both technology and knowledge have brought an extensive capacity of imaging to help surgeons. The aim of this course is to describe how!
20:20 – 20:40	Dr. C. Exacouostos (Italy)	2D and 3D assessment of uterus and myometrial pathology
20:40 – 20:55		Practical Session: Live Ultrasound Scan
20:55 – 21:15	Dr. A. Di Giovanni (Ital)	Abdomino-pelvic deep endometriosis US evaluation
21:15 – 21:30		Practical Session: Live Ultrasound Scan
21:30 – 21:45		Q&A Discussion

## ENDO Dubai 2021 - DAY 2 ONLINE OVERVIEW

Tuesday | February 23, 2021 | Starting at 5pm Dubai time (GMT+4)

TIME	ONLINE ROOM 1	TIME	ONLINE ROOM 2	TIME	ONLINE ROOM 3
17:00	Welcome Remarks & Introduction Pr. A. Wattiez (UAE)				
17:10 17:45	Keynote Lecture 2 – Neuropelvelogy Chair: Pr. A. Wattiez (UAE)   Expert: Dr. M. Possover (Switzerland)				
17:45 19:00	<b>Q&amp;A DISCUSSION:</b> Patient Safety in MIS Chair: Dr. F. Badawi (UAE)	17:45 19:00	<b>SYMPOSIUM – KARL STORZ</b> Clinical practice of the Intrauterine Bigatti Shaver Faculties: G. Bigatti (Italy) & S. Ansari (Iran)	17:45 19:00	<b>Q&amp;A DISCUSSION: CPP SESSION -</b> "Demystifying chronic pelvic pain: An integrative approach to persistent pelvic pain" Chair: Dr. S. As-Sanie (USA)
19:00	Sponsor Highlights & Interviews & Advertisments - Medtronic			19:00 20:20	<b>SYMPOSIUM – MEDTRONIC</b> Mechanical Hysteroscopic Tissue Removal: TRUE benefits & CLEAR advantages across pathologies and clinical settings Faculties: Dr. S. Nahas (USA), Pr. A. Di Spiezo Sardo (Italy) & Dr. C. Miller (USA)
19:10 20:25	<b>Q&amp;A Discussion and Live Debate –</b> "Is There Still A Space for Meshes" Chair: Dr. H. Margossian (UAE)	19:10 20:25	<b>Q&amp;A DISCUSSION: Fluorescence Guided Surgery</b> Chair: Dr. M. Malzoni (Italy) Co-Chair: Dr. F. Sendag (Turkey) & Dr. Z. K. Nagshabandi (UAE)	20:20 21:45	<b>IMAGING COURSE</b> How can Gynecological Ultrasound and MRI help the surgeon? Chair: Dr. H. Gharbi (UAE) Faculties: Dr. J. Preisler (Chile) & Dr. D. Barahona (Chile)
20:25 21:45	<b>Q&amp;A DISCUSSION:</b> Native Tissue Repair for Prolapse Chairs: Pr. A. Wattiez (UAE) & Co-Chairs: Dr. E. Zakharchenko (Russia)	20:25 21:05	<b>HONORARY LECTURE:</b> From Laparotomy to Laparoscopy to IVF Chair: Dr. A. Watrelot (France) Expert: Dr. V. Gomel (USA)	21:05 21:45	<b>HONORARY LECTURE: "Enzian - a Comprehensive                      Classification of Endometriosis"</b> Faculty: Pr. J. Keckstein (Germany)
21:45	Closing Remarks by R. Campo (Belgium)				
21:50	End of Sessions				

# ENDO Dubai 2021 - DAY 2 (ONLINE ROOM 1)

**Q&A DISCUSSION:**  
Patient Safety in MIS  
Chair: Dr. F. Badawi (UAE)

The safety of patients depends on many factors that can be technical or human. The notion of near misses, teams, check list, time out are new processes made to increase the patient's safety. This session will cover all these aspects as well as the psychological challenge for the surgeon facing a complication.

17:45 – 18:05	KEYPOINTS
17:45 – 17:50	Dr. A. Watrelot (France)
17:50 – 17:55	Pr. B. Rabischong (France)
17:55 – 18:00	Pr. P. Koninckx (Belgium)
18:00 – 18:05	Dr. G. Centini (Italy)
18:05 – 18:20	1st Category
18:20 – 18:35	2nd Category
18:35 – 19:00	3rd Category

Discussion of Pre-Recorded Lectures
How to Behave When You Face A Medicolegal Investigation
Tips to Improve the Safety in the OR
How to Avoid Any Delay in The Diagnosis of a Complication
Surgical Complication in Minimally Invasive Surgery: What Is Specific
Questions from Participants' Portal (Website)
Questions from ZOOM Q&A Chat Box
ZOOM VIP Session (Live)

**Q&A Discussion and Live Debate –**  
"Is There Still A Space for Meshes"  
Chair: Dr. H. Margossian (UAE)

The raise of meshes complication has led to a mesh ban. Meshes are still associated with excellent and long-term outcomes. The question of the place of meshes is a very challenging point that will be discussed by two of the world experts in the field.

19:10 – 20:00	KEYPOINTS
19:10 – 19:35	Pr. M. Cosson (France)
19:35 – 20:00	Pr. R. Botchorishvili (France)
20:00 – 20:25	DEBATE

LIVE LECTURE & VIDEO PRESENTATION
"There Is Still A Space for Meshes?" Vaginally
"There Is Still A Space for Meshes?" Laparoscopy
DEBATE

**Q&A DISCUSSION:**  
Native Tissue Repair for Prolapse  
Chairs: Pr. A. Wattiez (UAE),  
Dr. E. Zakharchenko (Russia)

The recent reluctance to meshes has led to the native tissues repair revival. The perfect anatomical vision of laparoscopy as well as its capacity to repair objectively the defects challenges the classical vaginal approach. The aim of this session is to discuss these most recent approaches.

20:25 – 20:45	KEYPOINTS
20:25 – 20:30	Pr. M. Cosson (France)
20:30 – 20:35	Dr. H. Margossian (UAE)
20:35 – 20:40	Pr. R. Botchorishvili (France)
20:40 – 20:45	Pr. B. Gabriel (Germany)
20:45 – 21:00	1st Category
21:00 – 21:15	2nd Category
21:15 – 21:45	3rd Category

Discussion of Pre-Recorded Lectures
Is Vaginal Route the Future of Native Tissue Repair?
What Tissue to Use to Support the Pelvic Organ
Update in Laparoscopic Native Tissue Repair
Native Tissue Repair vs. Use of Alloplastic material in Pelvic Organ Prolapse Surgery
Questions from Participants' Portal (Website)
Questions from ZOOM Q&A Chat Box
ZOOM VIP Session (Live)

# ENDO Dubai 2021 - DAY 2 (ONLINE ROOM 2)

**SYMPOSIUM – KARL STORZ**  
Clinical practice of the Intrauterine Bigatti Shaver

17:45 – 18:15	G. Bigatti (Italy)
18:15 – 18:45	S. Ansari (Iran)
18:45 – 19:00	1st Category

Understand the IBS® setup and application in an ambulatory setting
The full range of indications
Q&A Discussion

**Q&A DISCUSSION:**  
Fluorescence Guided Surgery  
Chairs: Dr. M. Malzoni (Italy)  
Co-Chair: Dr. F. Sendag (Turkey)  
& Dr. Z. K. Nagshabandi (UAE)

Laparoscopic surgery has been a revolution thanks to the improvement of the vision by magnification and the shaping of the surgical scene. The addition of the visualization of the inapparent structures revealed by the fluorescence opens the door to new surgical improvement that are going to be demonstrated in this session.

19:10 – 19:30	KEYPOINTS
19:10 – 19:15	Dr. H. Ferreira (Portugal)
19:15 – 19:20	Pr. M. Mueller (Switzerland)
19:20 – 19:25	Dr. M. Diana (France)
19:25 – 19:30	Dr. M. Malzoni (Italy)
19:30 – 19:45	1st Category
19:45 – 20:00	2nd Category
20:00 – 20:25	3rd Category

Discussion of Pre-recorded Lectures
Fluorescence & Bowel Anastomosis: Indication Result & Limits
The Use of The Fluorescence On The Oncology
Update in Fluorescence Guided Surgery
Can Fluorescence Reduce The Uteric Risk
Questions from Participants' Portal (Website)
Questions from ZOOM Q&A Chat Box
ZOOM VIP Session (Live)

**HONORARY LECTURE:**  
From Laparotomy to Laparoscopy to IVF  
Chair: Dr. A. Watrelot (France)  
Expert: Dr. V. Gomel (USA)

Professor Gomel is certainly THE authority in tubal infertility and microsurgery. He has been the pioneer in the use of laparoscopy in the field of infertility and has always promoted a surgery that respect tissues and functions. In his lecture Victor Gomel will tell us his journey from laparotomy to MIS and IVF.

**HONORARY LECTURE:** Enzian Classification  
Faculty: Dr. J. Keckstein (Germany)

Prof Joerg Keckstein is very well known as a brilliant surgeon dealing with very complex cases of deep endometriosis. Doing so, he understood the necessity of a good pre-operative classification to visualize better the disease before surgery and from that point made a classification that became a good predictive tool for difficulty. Not only that classification will help to organize the surgery, to be more efficient and make study to improve our outcomes.

## ENDO Dubai 2021 - DAY 2 (ONLINE ROOM 3)

**Q&A DISCUSSION: CPP SESSION -**  
"Demystifying chronic pelvic pain:  
An integrative approach to persistent pelvic pain"  
Chair: Dr. S. As-Sanie (USA)

CPP is one of the main reasons why patients consult! Gynecologists are not well prepared to manage those patients as the problem is a mix of anatomical, peripheral and central neural system and pharmaceutical knowledge. Identifying the right reason of the pain is the start of the process to obtain a therapeutic strategy! All aspects are going to be discussed in that session.

17:45 – 18:15	KEYPOINTS	Discussion of Pre-recorded Lectures
17:45 – 17:53	Dr. S. As-Sanie (USA)	Centralized pain: identification and practical strategies for the treatment of centralized pain in women with CPP - Not all pelvic pain is endometriosis: A systematic approach to chronic overlapping pelvic pain conditions
17:53 – 18:00	Dr. G. Lamvu (USA)	Trauma Informed Care: Adapting the history and physical examination to better evaluate chronic pelvic pain - An update on vulvovaginal pain and sexual dysfunction
18:00 – 18:05	Dr. J. Carr Ilo (USA)	Visceral vs. Somatic Pain: how and why it is important to identify them before performing surgery in women with CPP?
18:05 – 18:10	Dr. S. Till (USA)	Medical and behavioral therapies for CPP: practical strategies for addressing persistent post-surgical pain
18:10 – 18:15	Dr. M. Castellanos (USA)	Office procedures for chronic pelvic pain: nerve blocks, trigger point injections, and Botox for the GYN surgeon
18:15 – 18:25	1st Category	Questions from Participants' Portal (Website)
18:25 – 18:35	2nd Category	Questions from ZOOM Q&A Chat Box
18:35 – 19:00	3rd Category	ZOOM VIP Session (Live)

### SYMPOSIUM – MEDTRONIC

Mechanical Hysteroscopic Tissue Removal: TRUE benefits and CLEAR advantages across pathologies and clinical settings

19:00 – 19:05		Video Highlights
19:05 – 19:10	Dr. S. Nahas (USA)	Welcome & Introduction
19:10 – 19:30	Pr. A. Di Spiezio Sardo (Italy)	Office Hysteroscopy during and beyond COVID-19
19:30 – 19:50	Dr. S. Nahas (USA)	Mechanical Hysteroscopic removal of fibroids: a myth or a reality?
19:50 – 20:10	Dr. C. Miller (USA)	Changing the Paradigm in the Treatment of Early Pregnancy Loss
20:10 – 20:20		Q&A Discussion

**IMAGING COURSE DAY 2**  
How can Gynecological  
Ultrasound and MRI help the surgeon?  
Chair: Dr. H. Gharbi (UAE)

Imaging has always been important in the diagnosis of different gynecological pathologies. The recent advances in both technology and knowledge have brought an extensive capacity of imaging to help surgeons. The aim of this course is to describe how!

20:20 – 20:35	Dr. J. Preisler (Chile)	Normal Ultrasound Anatomy
20:35 – 20:50	Dr. D. Barahona (Chile)	Normal MRI anatomy
20:50 – 21:05	Dr. J. Preisler (Chile)	Anatomical abnormalities in Ultrasound
21:05 – 21:20	Dr. D. Barahona (Chile)	Anatomical abnormalities in MRI
21:20 – 21:30	1st Category	Clinical Case Discussion
21:30 – 21:40	2nd Category	Q&A Discussion
21:40 – 21:45	3rd Category	Evaluation – Poll or Website Form



# ENDO Dubai 2021 - DAY 3 ONLINE OVERVIEW

Wednesday | February 24, 2021 | Starting at 5pm Dubai time (GMT+4)

TIME	ONLINE ROOM 1	TIME	ONLINE ROOM 2	TIME	ONLINE ROOM 3
17:00	Welcome Remarks & Introduction Pr. A. Wattiez (UAE)				
17:10 17:45	KEYNOTE LECTURE 3 - "Hysteroscopy The True Revolution in Women Health" Chair: Pr. J. Hamou (France)				
17:45 19:00	GENITAL MALFORMATION: Live Surgery from Moscow Chair: Pr. A. Wattiez (UAE) Co-Chair: Dr. W. Sammur (UAE) Surgeon: Pr. L. Adamyan (Russia)	17:45 19:00	LIVE PANEL DISCUSSION: "Tips to Fasten Myomectomy" Chairs: Dr. B. Amro (UAE), Dr. R. Fernandes (Brazil), & Dr. S. Maia (Portugal) Faculty: Dr. J. Gilabert (Spain)	17:45 19:00	SYMPOSIUM - KARL STORZ The Advent of Ambulatory Hysteroscopy Faculties: Dr. R. Campo (Belgium) & Pr. A. Di Spiezio Sardo (Italy)
19:00	Sponsor Highlights - ETHICON				
19:10 20:25	GENITAL MALFORMATION Chair: Pr. A. Wattiez (UAE) Co-Chair: Dr. W. Sammur (UAE)	19:10 20:25	Q&A DISCUSSION: Endometrioma Chair: Dr. C. Miller (USA)	19:10 21:40	WINNERS COURSE - ANATOMY Chairs: Dr. G. Centini (Italy), Pr. B. Rabischong (France) & Dr. E. Zakharchenko (Russia)
20:25 21:40	LIVE PANEL DISCUSSION: "Laparoscopic Complications" Chair: Pr. A. Watrelot (France) Co-Chair: Dr. I. Siebert (South Africa)	20:25 21:40	Q&A DISCUSSION: Suspicious Adnexal Masses Chair: Dr. M. Canis (France)		
21:40	Closing Remarks by Dr. R. Campo (Belgium)				
21:50	End of Sessions				

## ENDO Dubai 2021 - DAY 3 (ONLINE ROOM 1)

<b>GENITAL MALFORMATION:</b> Live Surgery from Moscow Chair: Pr. A. Wattiez (UAE) Co-Chair: Dr. W. Sammur (UAE) Surgeon: Pr. L. Adamyan (Russia)		Genital malformation are frequent and very dramatic on the quality of life of patient. Prof Adamian is the head of the gynecologic department which is the referral in Russia. Her experience is enormous, and she will share with us all tips and trick that she developed to secure excellent outcomes. Prof Grimbizis will explain the classification of those malformations, Prof Brucker will discuss all available techniques and Dr. El Rahman will explain the Laparoscopic treatment of Herlyn-Werner Wunderleich Syndrome.
17:45 - 18:15	Dr. A. Stepanian (USA)	Video Play & Keypoint - Diagnosis and Management of Mullerian Anomalies
18:15 - 18:45	Pr. L. Adamyan, Russia	Unedited Live Surgery with Comments
18:45 - 19:00		Panel Discussion
19:10 - 19:30	Dr. G. Grimbizis (Greece)	Genital Malformation: Classification
19:30 - 19:50	Dr. S. Brucker (Germany)	Genital Malformation: Techniques
19:50 - 20:10	Dr. I. El Rahman (UAE)	Laparoscopic Treatment of Herlyn-Werner Wunderleich-Syndrome
20:10 - 20:25		Panel Discussion
<b>LIVE PANEL DISCUSSION:</b> Laparoscopic Complications Chair: A. Watrelot (France) Co-Chair: I. Siebert (South Africa)		Not all Complications are certainly unavoidable but most of them are! In this session Prof Pasic will explain to us the mechanism and the treatment but more importantly the way to prevent them
20:25 - 20:55	KEYPOINTS	LIVE LECTURE & VIDEO PRESENTATION
20:25 - 20:55	Dr. P. Pasic (USA)	Laparoscopic Complications
20:55 - 21:40		LIVE PANEL DISCUSSION WITH Q&A

# ENDO Dubai 2021 - DAY 3 (ONLINE ROOM 2)

<b>LIVE PANEL DISCUSSION:</b> Tips to Fasten Myomectomy Chairs: Dr. B. Amro (UAE), Dr. R. Fernandes (Brazil), Dr. S. Maia (Portugal)		Laparoscopic Myomectomy is a very frequent surgery performed by most of all gynecologists. The key strategic points will discuss by Prof Gilabert like the best way to do the myomectomy, the best technique of closure and how to avoid intra-operative and post-operative bleedings.
17:45 – 18:15	KEYPOINTS	LIVE LECTURE AND VIDEO PRESENTATION
17:45 – 18:15	Dr. J. Gilabert (Spain)	Tips to Fasten Myomectomy
18:15 – 19:00		LIVE PANEL DISCUSSION WITH Q&A
<b>Q&amp;A DISCUSSION:</b> Endometrioma Chair: Dr. C. Miller (USA)		Endometriomas are often the revealing sign of endometriosis. As such, the discover of an endometrioma should lead to an extensive work-up to evaluate the severity of the disease and make the proper decisions for those patient looking for pregnancy. Surgery is associated with a decrease of the ovarian reserve and expectant management could also lead to the ovary destruction by the disease. All those aspects will be discussed in that session.
19:10 – 19:30	KEYPOINTS	Discussion of Pre-recorded Lectures
19:10 – 19:15	Pr. P. Koninckx (Belgium)	Does Endometrioma Give Pain?
19:15 – 19:20	Dr. A. Ussia (Italy)	Endometrioma In A Young Patient: What to Do?
19:20 – 19:25	Dr. A. Di Giovanni (Italy)	How Imaging Can Help the Surgeon to Make A Decision
19:25 – 19:30	Dr. C. Miller (USA)	Which Endometrioma Should We Operate?
19:30 – 19:45	1st Category	Questions from Participants' Portal (Website)
19:45 – 20:00	2nd Category	Questions from ZOOM Q&A Chat Box
20:00 – 21:25	3rd Category	ZOOM VIP Session (Live)
<b>Q&amp;A DISCUSSION:</b> Suspicious Adnexal Masses Chair: Dr. M. Canis (France)		Suspicious adnexal masses should be considered malignant until proven otherwise. The importance of the surgeon experience in ovarian malignancies, the quality of the pre-operative assessment and the use of predictive scores are of importance to avoid catastrophic misdiagnosis. All those aspects will be discussed during this session.
20:25 – 20:45	KEYPOINTS	Discussion of Pre-recorded Lectures
20:25 – 20:30	Dr. M. Puga (Chile)	Laparoscopic Approach of Suspicious Mass
20:30 – 20:35	Dr. C. Exacoustos (Italy)	How Imaging Can Reduce the Suspicion
20:35 – 20:40	Dr. E. Leblanc (France)	Oncological Rules to Implement in All Case of Suspicious Mass
20:40 – 20:45	Dr. M. Canis (France)	Pre-operative Assessment of Suspicious Mass
20:45 – 21:00	1st Category	Questions from Participants' Portal (Website)
21:00 – 21:15	2nd Category	Questions from ZOOM Q&A Chat Box
21:15 – 21:40	3rd Category	ZOOM VIP Session (Live)

# ENDO Dubai 2021 - DAY 3 (ONLINE ROOM 3)

SYMPOSIUM – KARL STORZ The Advent of Ambulatory Hysteroscopy		
17:45 – 18:15	Dr. R. Campo (Belgium)	The Hysteroscopy Digital Clinic
18:15 – 18:45	Dr. A. Di Spiezio Sardo (Italy)	The Power of Miniresectoscopic Surgery
18:45 – 19:00		Q&A Discussion
<b>WINNERS COURSE – ANATOMY</b> Chairs: Dr. G. Centini (Italy), Pr. B. Rabischong (France), Dr. E. Zakharchenko (Russia)		Know the anatomy, use the anatomy, and do not lose the anatomy! This motto should be print in every surgeon's mind. The mastering of anatomy is the only way to optimize your surgical outcomes, reduce the risk of complication and make you an "predictable surgeon". Do not miss it...
19:10 - 19:30	Dr. H. Gharbi (UAE)	Anatomy Guided Hysterectomy
19:30 - 19:50	Dr. H. Ferreira (Portugal)	Fascias, Muscles and Ligaments: Functional Organ Suspension
19:50 - 20:10	Dr. R. Fernandes (Brazil)	Nerves Topography: Know the Path and Spare It
20:10 - 20:30	Dr. B. Amro (UAE)	Lateral Spaces in Benign procedures: How to enter softly in the spaces
20:30 - 20:50	Dr. Z. Hakim (UAE)	Vascular Anatomy: Better to know before you cut
20:50 - 21:10	Dr. R. Fernandes (Brazil)	Pelvic Lymphadenectomy: A Systematic Approach
21:10 - 21:30	Dr. G. Centini, Italy	Anatomical Reconstruction of the Pelvis: An Overview
21:30 - 21:40		General Discussion

# ENDO Dubai 2021 - DAY 4 ONLINE & ONSITE OVERVIEW

Thursday | February 25, 2021 | Onsite Timing

TIME	ONSITE & ALL ONLINE ROOMS	WORKSHOP	
8:30	Sponsor Highlights & Advertisements - MIS ACADEMY & ETHICON	8:30 Welcome Remarks O. Shawki (Egypt)	
9:00 10:00	Morning Welcome Remarks, Introduction & Robotic Day - Dr. H. Moussa (UAE) & Ms. Farida Reguig (UAE)		
10:00 12:00	ROBOTIC DAY in cooperation with AHD Chairs: Dr. H. Moussa (UAE) & Ms. Farida Reguig (UAE) Morning Session - WORKSHOP		14:30 HYSTEROSCOPY: HANDS-ON WORKSHOP - with Simulators  Faculty: Dr. Osama Shawki (Egypt)
10:00 12:00	Robot-Assisted Laparoscopic Colorectal Resection in patient with Deep Infiltrating Endometriosis Chairs: Dr. F. Anton (Russia) & Dr. A. Koval (Russia) Surgeon: Dr. A. Popov (Russia)		
12:00	LUNCH BREAK		
13:00	TRANSFER TIME		
13:05 13:15	Welcome Introduction & Remarks of Robotic Day - Part 2 Lecture M. Tahlak (UAE), A. Wattiez (UAE), T. Dufan - CMO of American Hospital Dubai		
13:15 13:35	Welcome Keynote Lecture - "Inventing the Future in Surgery: Imaging, Robotic & Artificial Intelligence, the 3 weapons to achieve a Smart Surgery" Pr. J. Marescaux (France)		
13:35	"Initial Experience in Robotic-Assisted General Surgery in Dubai" Dr. H. Moussa (UAE)		
14:00	Dr. A. Rao (UAE): "Recent Advances in Robotic Urology"		
14:25	Dr. A. Brignoni (UAE): "Transitioning into GYN robotic surgery"		
14:50	Dr. S. Francis (UAE): "Robotic Surgery Training, the experience of a gynecologist"		
15:15	Dr. T. Piechaud (France): "Actual place of robotic surgery in Urology"	14:30 Resident Session Chair: Dr. O. Shawki (Egypt) Moderators: L. Alhubaishi (UAE) & Dr. Z. Hakim (UAE)	
15:40	Dr. A. Advincula (USA): "Recent updates of the use of robot in Gynecology"		
16:05	Dr. J. Magrina (USA): "Recent updates of the use of robot in Oncology"		
16:30 16:50	Robotic Day Part 3 Closure Lecture - "Intelligence and Robotic in Surgery" Dr. A. Melani (Brazil)		
16:50	Closing Remarks by M. Tahlak (UAE), A. Wattiez (UAE), T. Dufan - CMO of American Hospital Dubai		
17:00	End of Sessions	17:00 Closing Remarks Dr. Osama Shawki (Egypt)	

## ENDO Dubai 2021 - DAY 4 (ONLINE ROOM 1)

Q&A DISCUSSION: Hot Topics in Hysteroscopy Chair: Dr. O. Shawki (Egypt)		Hysteroscopic techniques change the face of the modern approach of women treatment in all aspects: bleeding, fertility, pain, etc.... This panel of very expert faculties will cover all the most advanced topic in the field.
17:20 - 17:55	KEYPOINTS	Discussion of Pre-recorded Lectures
17:20 - 17:25	Pr. A. Di Spiezio Sardo (Italy)	Modern management of Infertility: "Looking inside cavity of uterus is more relevant than looking inside cavity of pelvis"
17:25 - 17:30	Pr. S. Bettocchi (Italy)	Uterine septum should be excised removed not just transected incision
17:30 - 17:35	Dr. S. Haimovich (Spain)	Office hysteroscopy is suitable for most operative procedures
17:35 - 17:40	Dr. R. Lasmar (Brazil)	Hysteroscopic approach for submucous myoma, attack capsule, not resect myoma
17:40 - 17:45	Dr. A. S. Laganà (Italy)	Submucous myoma, enucleate and leave it inside cavity, no need take it out
17:45 - 17:50	Dr. O. Shawki (Egypt)	Dilemma of uterine distension and PPS, (pressure panic syndrome)
17:50 - 17:55	Dr. G. Bigatti (Italy)	Shaver Technique: Why?
17:55 - 18:10	1st Category	Questions from Participants' Portal (Website)
18:10 - 18:25	2nd Category	Questions from ZOOM Q&A Chat Box
18:25 - 19:00	3rd Category	ZOOM VIP Session (Live)

**Q&A DISCUSSION: Office Hysteroscopy:  
When, How & To Whom**  
Chair: Dr. R. Campo (Belgium)

19:00 – 19:15	KEYPOINTS
19:00 – 19:05	Pr. S. Bettocchi (Italy)
19:05 – 19:10	Dr. R. Abdeldayem (UAE)
19:10 – 19:15	Dr. G. Bigatti (Italy)
19:15 – 19:30	1st Category
19:30 – 19:45	2nd Category
19:45 – 20:15	3rd Category

Even if proven beneficial, only 20% of the hysteroscopic procedures feasible in an office environment are done in an office settings. This session will review the indications and the techniques and will answer to the difficulty in setting an office hysteroscopy unit.

Discussion of Pre-recorded Lectures
Updates on Office Hysteroscopy
Difficulties in Setting an Office Hysteroscopy Unit
Role of the hysteroscopic morcellator in Office Hysteroscopy?
Questions from Participants' Portal (Website)
Questions from ZOOM Q&A Chat Box
ZOOM VIP Session (Live)

## ENDO Dubai 2021 - DAY 4 (ONLINE ROOM 2)

**WES Session – "In Endometriosis,  
you need to be prepared!"**  
Chair: Mr. S. Singh

17:20 – 17:45	Ms. L. Hummelshoj (UK)
17:45 – 18:05	Mr. M. Leonardi (Canada)
18:05 – 18:25	Dr. L. Whitaker (UK)
18:25 – 18:45	

Endometriosis is a rare medical condition where a patient consulting 3 different doctors may have 3 different therapeutic strategies. Endometriosis should be treated by endometriosis surgeons who should place the patient in the center of the picture. Only expertise will help the surgeon to set his expectations and explain them to the patient. Information, awareness, and discussion should help the patient to set realistic expectation that are warrant of the success of the surgery.

Be prepared: Setting realistic expectations with the patient
Be prepared: Setting realistic expectations for the surgeon - Pre-Operative Imaging
Be prepared: Deciding when surgery is the best solution
Q&A Discussion

**Q&A DISCUSSION: "Present and Future  
of Minimal-Access Surgery in Myoma Therapy:  
Where do we go from here?"**  
Chairs: Dr. R. Devassy (UAE),  
Pr. R. De Wilde (Germany), Pr. V. Tanos (Cyprus)

18:45 – 19:15	KEYPOINTS
18:45 – 18:50	Pr. V. Tanos (Cyprus)
18:50 – 18:55	Pr. S. Becker (Germany)
18:55 – 19:00	Dr. R. Devassy (UAE)
19:00 – 19:05	Dr. H.C. Verhoeven( Germany)
19:05 – 19:10	Pr. K. W. Lee (Singapore)
19:10 – 19:15	Pr. D. Cranston (UK)
19:15 – 19:30	1st Category
19:30 – 19:45	2nd Category
19:45 – 20:15	3rd Category

Myomas are responsible of more than 30% of the reason of abnormal uterine bleeding. Myomectomy have been for long the gold standard of the treatment. The recent recall of Esmya has deprived doctors of an medical tool to avoid surgery. The recent advances of non-invasive conservative techniques open the door to a new approach of myoma. This session will describe all techniques and discuss their respective indications and results.

Discussion of Pre-recorded Lectures
Laparoscopic Conservative Myoma Therapy
Myoma Morcellation: Myths and Facts
Safe and Feasible Myoma Morcellation to avoid benign or malignant spreading in Laparoscopic Surgery
Ultrasound-guided Non-surgical Treatment of Myomata: An Alternative Therapy or Evolution?
See the Phoenix to believe it: The Singapore experience with clinical application of Highfrequency Ultrasound Ablation in Myoma Treatment
Evidence of safety and efficacy in High-frequency Ultrasound Ablation: the European experience
Questions from Participants' Portal (Website)
Questions from ZOOM Q&A Chat Box
ZOOM VIP Session (Live)

## ENDO Dubai 2021 - DAY 4 (ONLINE ROOM 3)

**WINNERS COURSE – ANATOMY**  
Chairs: Dr. G. Centini (Italy),  
Pr. B. Rabischong (France) &  
Dr. E. Zakharchenko (Russia)

17:20 - 17:40	Pr. A. Wattiez (UAE)
17:40 - 18:00	Dr. K. Afors (UK)
18:00 - 18:20	Dr. I. Argay (Hungary)
18:20 - 18:40	Dr. R. Rovira (Spain)
18:40 - 19:00	Dr. F. Osorio (Portugal)
19:00 - 19:20	Dr. M. Puga (Chile)
19:20 - 19:40	Dr. J. Alves (Portugal)
19:40 - 19:50	1st Category
19:50 - 20:00	2nd Category

Know the anatomy, use the anatomy and do not lose the anatomy! This motto should be print in every surgeon's mind. The mastering of anatomy is the only way to optimize your surgical outcomes, reduce the risk of complication and make you an "predictable surgeon". Do not miss it...

Rules of Dissection: Let's Follow the Rules
Approaching the Anterior Compartment Endometriosis
How to Transform the Ureter in good friend
The Para cervix State of the Art
Standard Approach to Posterior Endometriosis
Anatomical Approach to Radical Hysterectomy
Anterior Pelvic Spaces (Retzius, paravesical, difficult cases of vesicovaginal)
General Discussion
Evaluation



<b>HYSTEROSCOPY: HANDS-ON WORKSHOP – with Simulators</b> Faculty: O. Shawki, Egypt		Everything starts by practice. With Prof. Shawki as a mentor, all small technical tips will be reviewed. Places are limited... Hurry up!
<b>RESIDENT SESSION</b> Chair: O. Shawki, Egypt Moderator: L. Alhubaishi, UAE & Z. Hakim, UAE		Residents are the pillars of teaching hospitals. The few years they live there are essential for them to acquire their skills. The aim of this session is to be at the same time academic and practical! With clinical case discussions and hands-on sessions this event will bring a lot to the participants.
14:30 – 14:40	Dr. O. Shawki, Egypt	Introduction
14:40 – 16:10		Hands-On Workshop "Find your way to the UTERUS"
16:10 – 16:40	Dr. Z. Hakim (UAE)	Lecture: "Applied Surgical Anatomy"
16:40 – 16:50		Conclusions

## ENDO Dubai 2021 - DAY 5 ONLINE & ONSITE OVERVIEW

Friday   February 26, 2021   Starting at 5pm Dubai time (GMT+4)		
TIME	ONLINE ROOM 1	ONSITE MAIN ROOM
8:00	Welcome Remarks & Introduction Pr. A. Wattiez (UAE)	8:00 13:00  CERTIFICATION L1 & L2 FULL PROGRAM
8:10 9:40	SYMPOSIUM – ETHICON Laparoscopy for Endometriosis Faculty: Pr. V. Chiantera	
9:40 12:40	HYSTEROSCOPY: LIVE SURGERIES – with Lecture Discussions Chairs: Dr. S. Gordts (Belgium) & Dr. G. Grimbizis (Greece) Surgeons: Dr. R. Campo (Belgium), Pr. A. Di Spiezio Sardo (Italy), Dr. U. Catena (Italy) & Dr. G. Bigatti (Italy)	
12:40	LUNCH BREAK	
13:40 14:15	KEYNOTE LECTURE 4 – Fetal Surgery: where are we? Chairs: Dr. R. Campo (Belgium) Expert: Pr. J. Deprest (Belgium)	13:00  LUNCH BREAK
14:15	Sponsors Highlights & Interviews & Advertisements - Karl Storz	14:00 17:00  NURSE SESSION – In MIS, Nurses make the difference Chair: A. Abo Sekena, UAE
14:30 17:00	HYSTERECTOMY Chairs: PR. J. Kecstein (Germany) & Dr. E. Milnerowicz (Poland) Surgeons: Dr. F. Osorio (Portugal), Dr. H. Ferreira (Portugal), Dr. M. Puga (Chile), Dr. R. Fernandes (Brazil), Pr. A. Wattiez (UAE)	
17:00	AVAILABLE SLOT	
18:00	Closing Ceremony - Pr. A. Wattiez (UAE) , Dr. M.. Tahlak (UAE) & Dr. R. Campo (Belgium)	
18:10	End of Sessions	

## ENDO Dubai 2021 - DAY 5 (ONLINE & ONSITE ROOM)

SYMPOSIUM – ETHICON Laparoscopy for Endometriosis Faculty: Pr. V. Chiantera	
HYSTEROSCOPY: LIVE SURGERIES – with Lecture Discussions Chairs: Dr. S. Gordts (Belgium) & Dr. G. Grimbizis (Greece) Surgeons: Dr. R. Campo (Belgium) Pr. A. Di Spiezio Sardo (Italy), Dr. U. Catena (Italy) & Dr. G. Bigatti (Italy)	The LEC methodology is a new concept of precision medicine for efficient, accurate, patient friendly uterine diagnosis and treatment. It combines office and ambulatory surgical care with improved imaging technology and a very novel organisation model as such also efficient during the COVID-19 threat. This session will show a novel approach to ambulatory hysteroscopic surgery with surgeries for Adenomyosis, Congenital malformations, Myomectomy, Placental remnants, and some special challenging cases. A session should not be missed if you are interested in Hysteroscopy!
9:40 – 9:50	Dr. R. Campo (Belgium)
Introduction – LEC Methodology	

9:50 – 10:30	Dr. R. Campo (Belgium) & Dr. S. Gordts (Belgium)	Digital Hysteroscopy Clinic: Life Expert Centre Methodology Adenomyosis: Challenging Uterine Pathology Q&A and poll questions
DISCUSSION EXPERTS Dr. K. Isaacson (USA), Dr. E. Saridogan (UK), Dr. T. Carugno (USA), Dr. R. Molinas (Paraguay)		
10:30 – 11:10	Pr. A. Di Spiezio Sardo (Italy)	DHC Rome - How to manage uterine septum and dysmorphic uterus Q&A and poll questions
DISCUSSION EXPERTS Dr. L. Alonso (Spain), Dr. C. De Angelis (Italy), Pr. S. Bettocchi (Italy), Pr. J. Hamou (France)		
11:10 – 11:50	Dr. U. Catena (Italy)	DHC Rome - How to manage Early Endometrial Cancer in young patients and modern approach to myoma resection Q&A and poll questions
DISCUSSION EXPERTS Dr. L. Alonso (Spain), Dr. C. De Angelis (Italy), Pr. S. Bettocchi (Italy), Pr. J. Hamou (France)		
11:50 – 12:30	Dr. G. Bigatti (Italy)	DHC Shangai Renji Hospital - How to manage placental remnants Q&A and poll questions
DISCUSSION EXPERTS Dr. S. Ansari (Iran), Dr. A. Tinelli (Italy), Dr. B. Herendael (Belgium)		
12:30 – 12:40	Dr. S. Gordts (Belgium) & Dr. G. Grimbizis (Greece)	Conclusions
KEYNOTE LECTURE 4 – Fetal Surgery: where are we? Chairs: Dr. R. Campo (Belgium) Pr. J. Deprest (Belgium)		Fetal surgery started years ago. First limited to transfuser-transfused twins, then diaphragmatic hernia and now spina bifida, fetal surgery evolved prudently with protocol. Prof Deprest who is one of the pioneer of this surgery will summarize for us the updated situation of it.
HYSTERECTOMY – Live Surgeries with Lecture Discussions Chairs: Pr. J. Keckstein (Germany), Dr. E. Milnerowicz (Poland) Surgeons: Dr. F. Osorio (Portugal), Dr. H. Ferreira (Portugal), Dr. M. Puga (Chile), Dr. R. Fernandes (Brazil), Pr. A. Wattiez (UAE)		Every surgeon has his own technique and preference. If the trunk of the hysterectomy technique is well designed there is room to choose a different energy or to apply sequences in a different order. This is the aim of this session for every surgeon to explain the rationale behind his choices.
14:30 – 14:55	Dr. F. Osorio (Portugal)	BIP
14:55 – 15:20	Dr. H. Ferreira (Portugal)	LIG
15:20 – 15:45	Dr. M. Puga (Chile)	HARM.
15:45 – 16:10	Dr. R. Fernandes (Brazil)	UT. ART ORIGIN
16:10 – 16:35	Pr. A. Wattiez (UAE)	COMPLEX HYST.
16:35 – 17:00		Panel Discussion
CERTIFICATION L1 – Bachelor in Endoscopy L2 – MIGS Certificate		
8:00 – 9:00	Arrival of the Candidates	Identification check, sign-in, Candidates are assigned to a workstation
9:00 – 10:30	TESTT	(Theoretical Exam)
10:30 – 14:30	LASTT1 – SUTT1   HYSTT1	
15:00	END OF CERTIFICATION	Results will not be announced
NURSE SESSION – In MIS, Nurses make the difference Chair: Ms. A. Abo Sekena (UAE)		Nurses are essential in MIS practice. After a good training it has been shown that they can reduce the operative tie drastically. To team up with the surgeon, the anesthetist and the nurse is the "sine qua non" condition to obtain an optimal result and decrease the risk of complications.
15:00 – 15:30	W. Winer, USA	The nurses are key in MIS procedures (What is the role of nurses?)
15:30 – 16:00	L. R. Ninan (UAE)	The MIS Postoperative Journey
16:00 – 16:30	A. Abo Sekena (UAE)	Infection risks associated with MIS instruments
16:30 – 17:00	KARL STORZ	The MIS instruments: Advancement in surgical instruments and needs in advanced reprocessing
17:00 – 17:30	MEDTRONIC	Surgical Nursing Solutions Hysteroscopy Workshop
17:30 – 18:00	1st Category	General Discussion



Dr. Muna Tahlak, UAE



Dr. Bedaya Amro, UAE



Dr. Mario Malzoni, Italy



Dr. Barbara Lawrenz, UAE



Dr. William Kondo, Brazil



Dr. Keith Isaacson, USA



Dr. Paulo Ayroza, Brazil



Dr. Giampietro Gubbini, Italy



Dr. Joel Leroy, France



Dr. Marco Puga, Chile



Dr. Hanan Gharbi, UAE



Pr. Benoit Rabischong, France



Dr. Antonio Setubal, Portugal



Pr. Denis Querleu, France



Dr. Rudi Campo, Belgium



Dr. Gabriele Centini, Italy



Dr. Human Fatemi, UAE



Dr. Alessandra Di Giovanni, Italy



Dr. Marc Possover, Switzerland



Dr. Victor Gomel, Canada



Pr. Michel Cosson, France



Pr. Leila Adamyman, Russia



Pr. Revaz Botchorishvili, France



Dr. Grigoris Grimbizis, Greece



Dr. Antoine Watrelot, France



Pr. Sara Brucker, Germany



Pr. Philippe Koninckx, Belgium



Pr. Paya Pasic, USA



Pr. Haroutyoun Margossian, UAE



Dr. Juan Gilabert, Spain



Pr. Boris Gabriel, Germany



Dr. Charles Miller, USA



Dr. Michele Diana, France



Dr. Anastasia Ussia, Italy



Dr. Helder Ferreira, Portugal



Dr. Eric Leblanc, France



Pr. Michael Mueller, Switzerland



Pr. Michel Canis, France



Dr. Caterina Costos, Italy



Dr. Francesca Reser, Italy





Pr. Jacques Hamou, France



Dr. Daniela Barahona, Chile



Pr. Stefano Bettocchi, Italy



Dr. Armando Melani, Brazil



Dr. Rasha Abdeldayem, UAE



Dr. Javier Magrina, USA



Dr. Shaima AlSuwaidi, UAE



Dr. Arnold Advincula, USA



Dr. Giuseppe Bigatti, Italy



Dr. Thierry Piechaud, France



Dr. Attilio Di Spiezio Sardo, Italy



Dr. Ursula Catena, Italy



Pr. Sergio Haimovich, Spain



Pr. Jan Deprest, Belgium



Dr. Ricardo Lasmar, Brazil



Dr. Filipa Osorio, Portugal



Dr. Antonio Simone Laganà, Italy



Dr. Rodrigo Fernandes, Brazil



D. Osama Shawki, Egypt



P. Liselotte Mettle, Germany



Dr. Hatem Moussa, UAE



Dr. Amina Abo Sekena, UAE



Dr. Ceana Nezhat, USA



Dr. Zeinab Hakim, UAE



Dr. Larissa Schindler, UAE



Dr. Rajesh Devassy, UAE



Dr. Faiza Badawi, UAE



Dr. Rudy Leon De Wilde, Germany



Dr. Susana Maia, Portugal



Pr. Vasilis Tanos, Cyprus



Dr. Shaima Alsuwaidi, UAE



Dr. Hugo Verhoeven, Germany



Dr. Stephan Gordts, Belgium



Pr. Keen Whye Lee, Singapore



Pr. Arnaud Wattiez, UAE



Pr. Friedrich Gill, Austria



Ms. Wendy Winer, USA



Pr. David Cranston, UK



D. Assia Stepanian, Russia



P. Sven Becke, Germany



Dr. Anthony Brignoni, UAE



Dr. Luis Alonso, Spain



Dr. Sarah Francis, UAE



Dr. Carlo De Angelis, Italy



Dr. Amrith Rao, UAE



Mrs. Lone Hummelshoj, UK



Dr. Andrea Tinelli, Italy



Mr. Mathew Leonardi, Canada



Dr. Bruno Van Herendael, Belgium



Dr. Lucy Whitaker, UK



Dr. Lucy Feng, China



Dr. Zuhdi Nagshabandi, UAE




Dr. Shahrzad Ansari, Iran



Dr. Samar Nahas



Dr. Ertan Saridogan, UK



Dr. Santiago Domingo



Dr. Tony Carugno, USA



Pr. Vito Chiantera



Dr. Roger Molinas, Paraguay



Dr. Anton Matveev, Russia





Dr. Joao Alves, Portugal



Dr. Karolina Afors, UK



Dr. Istvan Argay, Hungary



Dr. Georgine Lamvu, USA



Dr. Jorge Carrillo, USA



Dr. Sara Till, USA



Dr. Mario Castellanos, USA



Dr. Sawsan As-Sanie, USA



Dr. Jacques Marescaux, France



Dr. Ewa Milnerowicz, Poland



Pr. Joerg Keckstein, Germany



Dr. Ramon Rovira, Spain



Dr. Ekaterina Zakharchenko, Russia



Dr. Wael Sammur, UAE



Pr. Vitaly Bezhenar, Russia



Dr. Errico Zupi, Italy



Dr. Fatih Sendag, Turkey



Dr. Igno Siebert, South Africa



Dr. Alexander Popov, Russia



Dr. Ibrahim Abdulrahman, UAE



Mr. Sony Singh



Dr. Razan Nasir



Dr. Zukaa Al Mahloul



Dr. Basma Al Mamari



Dr. Bedaya Amro



Dr. Haroutyoun Margossian



Dr. Dina Ismail



Dr. Rasha Abdeldayem



Dr. Shaima Al Suwaidi



Dr. Zeinab Hakim



Dr. Hanan Gharbi

# ENDO DUBAI 2021 SPONSORS & PARTNERS

The organizers of ENDO Dubai 2021 wish to extend their thanks to the following companies for their support:



المستشفى الأمريكي  
AMERICAN HOSPITAL

## OUR GOLD SPONSORS

Medtronic

STORZ  
KARL STORZ—ENDOSKOPE

ETHICON  
PART OF THE *Johnson & Johnson* FAMILY OF COMPANIES

## ENDORSED BY

هيئة الصحة بدبي  
DUBAI HEALTH AUTHORITY



## OTHER SPONSORS & ACADEMIC AFFILIATIONS



European  
+theAcademy of  
Gynaecological  
Surgery

ircad  
France

WORLD  
ENDOMETRIOSIS  
SOCIETY

FERRING  
PHARMACEUTICALS

THC  
TOP HOUSE CONFERENCES

CooperSurgical®

alesi  
surgical

rmt®  
Razan Medical Trading

Eirofer CR  
Tibayer Controlled Release Iron Tablet 30mg

سيتوميدي  
CYTOMED  
Empowering Results

شركة صيدلية المدينة  
CITY PHARMACY CO.



## MIS Academy

MIS Academy is the proud organizer of Enco Dubai 2020.

MIS Academy is dedicated to excellence in gynaecological surgery, offering high-quality hands-on training and leading scientific events on minimally invasive surgery in Dubai. Created by Pr. Arnaud Wattiez, a pioneer of laparoscopy in the OB-GYN realm, MIS Academy brings together world-reowned experts and medical authorities to help gynaecologic surgeons continuously improve their surgical practice.

MIS Academy is the first of its kind professional training centre in minimally invasive gynaecological surgery in the United Arab Emirates. The courses are designed to help professionals develop their surgical skills and stay ahead of the curve. Each course explores the specifics of a procedure or theme, through a two-day workshop combining theory and practical training.

Courses are based on the European Academy of Gynaecological Surgery standards. Successful completion is recognized by a Bachelor in Endoscopy, Minimal Invasive Gynaecological Surgeon (MIGS) or Master Level diploma depending on prior experience.

[www.mis-academy.com](http://www.mis-academy.com)



المستشفى الأمريكي  
AMERICAN HOSPITAL

## AMERICAN HOSPITAL

The American Hospital Dubai is a 254-bed private hospital providing healthcare to the highest US standards and is the leader and pioneer in international accreditation and recognition.

The hospital serves patients across the region and includes several specialist centers – Comprehensive Cancer Center, Orthopedics and Total Joint Replacement Center for adults, The Heart Center, Diabetes Program, and Cochlear Implant Center.

All our physicians are Western Board Certified. The American Hospital Clinics – Dubai Media City Clinic now offers the same quality of care within the community.

The hospital is the first Middle East member of the prestigious Mayo Clinic Care Network.





## Dubai Health Authority (DHA)

Vision: Towards a healthier and happier community.

Mission: Transforming Dubai into a leading healthcare destination by fostering innovative and integrated care models and by enhancing community engagement.

Values: Consumer centricity - To prioritize the individual experience in the care delivery process through a coordinated set of services that are tailored to the needs, safety and preferences of the consumers, their families and their caregivers. Individuals, with their families and caregivers should be involved in decisions about their care and treatment.

Efficiency - To maximize the value of healthcare services delivered by pursuing efficiency and appropriate allocation and utilization of resources.

Engaged and motivated workforce - To create a work environment that can motivate and attract talented healthcare workforce. The aim is to create engaged, attentive and accomplished workforce that provides distinctive and compassionate care and foster patient trust.

Accountability and transparency - To be accountable for delivering high quality healthcare services and accountable for the communities served. A system of responsibility and accountability should be put in place to track the process of health related decisions and ensure that the process and results are transparent and clear to the public, patients, healthcare workforce and the communities served.

Innovation - To embrace an innovative and interdisciplinary approach to clinical care that strives to enhance the lives of the communities served.

Excellence - To aspire to the highest standards of excellence and professionalism in the provision of care.

# Medtronic

Further, Together



## MEDTRONIC

Making healthcare better is our priority, and we believe medical technology can play an even greater role in improving people's lives. With challenges facing families and healthcare systems - such as rising costs, aging populations, and burden of chronic disease - we are using the power of technology to healthcare Further, Together.

Innovation and collaboration are central to who we are. Since the late 1940s, we have been working with others to alleviate pain, restore health, and extend life. Today, we are a medical technology leader, employing more than 84,000 people worldwide, and offering therapies and solutions that enable greater efficiency, access, and value - for healthcare systems, providers, and the people they serve.

Learn more at [Medtronic.com](https://www.Medtronic.com)



## KARL STORZ

Hysteroscopy in the diagnosis and therapy of intrauterine disorders is now standard procedure in clinics and, to an increasing extent, in outpatient settings and private practices. In addition to bipolar Resectoscopes with diameters of 22 and 26 Fr., KARL STORZ now offers a 15 Fr. Resectoscope which support practice in the clinics. Thanks to the 4 mm shaver blade of the Intrauterine BIGATTI Shaver (IBS) the immediate removal of intrauterine pathologies can also be performed outside the OR.

Apart from hysteroscopy, many gynecological procedures today can be performed using laparoscopicsurgical techniques. Our product range has further developed to include morcellation system and uterine manipulators for procedures such as myoma enucleation and supracervical hysterectomies (LASH)



# ETHICON

PART OF THE *Johnson & Johnson* FAMILY OF COMPANIES



## ETHICON

From creating the first sutures, to revolutionizing surgery with minimally invasive procedures, Ethicon has made significant contributions to surgery for more than 60 years. Our continuing dedication to Shape the Future of Surgery is built on our commitment to help address the world's most pressing health care issues, and improve and save more lives. Through Ethicon's surgical technologies and solutions including sutures, staplers, energy devices, trocars and hemostats and our commitment to treat serious medical conditions like obesity, cancer and infection prevention worldwide, we deliver innovation to make a life-changing impact.

Follow us on Twitter @Ethicon







## Registration and Information Desk

The physical registration and information desk is located on the ground floor of Bed Tower of American Hospital Dubai and its opening hours are as follows:

Thursday, February 25 - 7:30 to 19:30  
Friday, February 26 - 7:30 to 17:00

Online booking are always open untill February 26, 2021.

## Badge

Your allow to have access to all Congress premises by wearing your badge.

## Congress language

General language of the Congress is English. There will be no available interpretations of all sessions and discussions. Using different language on the online live session can be subject to termination of access.

## Dress code

Business attire is recommended.

## Mobile phones

Please respect the presenters and the audience by ensuring that your mobile phone is switched off or in silent mode while you are attending either Online session or Onsite Session.

## Photographing and Recording

Photographing, audio taping, video recording, digital taping or any other form of recording for commercial use are strickly prohibited and can be subject to termination of access on Online sessions.

## Smoking

Smoking is prohibited at the Congress Venue. Smoking is only allowed in designated areas such as the smoking area behind the Emergency Lobby of American Hospital.

## WIFI

Complementary WIFI is available within the Congress premises.

## JOINING ONLINE ROOMS

To join, please refer to the specific zoom link dedicated for each room that was sent to your registered email. To join during the LIVE program, please refer to the specific zoom link dedicated for each room that was sent to your registered email.





# Dubai and the UAE

Burj Khalifa



Museum of the Future



Dubai Frame



Burj Al Arab



Dubai Desert



Dubai Aquarium



The Louvre Abu Dhabi



Sheikh Zayed Mosque  
Abu Dhabi



Jebel Jais Mountain



Palm Jumeirah



Atlantis the Palm



Dubai Creek



Sharjah Museum of  
Islamic Civilisation



Ras Al Khor  
Wildlife Sanctuary



WORLD'S GREATEST SHOW

# ENDO MEETS EXPO

DUBAI 2022



EXPO  
2020  
DUBAI  
UAE



Bureau  
International  
des Expositions





**mis**  
ACADEMY



2021 - 2022

# NEW COURSES

Your New Journey To Learning  
Begins Here, **Today**


Visit us at  
[www.mis-academy.com](http://www.mis-academy.com)

+971 (4) 554 2698









[www.endo-dubai.com](http://www.endo-dubai.com)  
[www.mis-academy.com](http://www.mis-academy.com)