





ENDO Dubai 2022 - DAY 1 BALLROOM OVERVIEW

Thursday | February 24, 2022 | Starting at 8:30am Dubai time (GMT+4)

TIME	MOBILITY ROOM	OPPORTUNITY ROOM	TIME	SUSTAINABILITY ROOM
8:30	WELCOME REMARKS & INTRODUCTION Pr. A. Wattiez (UAE) OL*, Pr. R. Botchorishvili (France), & Dr. M. Tahlak (UAE)		8:30	
9:00	LIVE SURGICAL MARATHON Chairmen: Pr. A. Wattiez (UAE) OL*, Pr. R. De Wilde (Germany), Dr. H. Margossian (UAE), Pr. L. Mettler (Germany), Dr. A. Ussia (Italy), Dr. F. Imperato (Italy), Pr. R. Botchorishvili (France), & Dr. M. Puga (Chile)		9:00	
	LAPAROSCOPY - DUBAI, LATIFA HOSPITAL Pr. A. Wattiez (UAE) Dr. R. Fernandes (Brazil) Pr. F. Levshin (Russia) with 	LAPAROSCOPY - AVELLINO, ITALY Dr. M. Malzoni (Italy)	9:30	 Redefining GYN Surgery Faculty: Dr. J. Baekelandt (Belgium) Scimod: Dr. I. Halabi (UAE)
	LAPAROSCOPY - DUBAI, LONDON CLINIC Dr. R. Devassy (UAE)  	LAPAROSCOPY - ROME, ITALY Pr. G. Scambia (Italy)	10:00	COFFEE BREAK VIDEO HIGHLIGHTS
	HYSTEROSCOPY - DUBAI, LATIFA HOSPITAL Pr. S. Bettocchi (Italy) Dr. R. Campo (Belgium) Pr. A. Di Spiezo Sardo (Italy) Dr. S. Ansari (Iran)		10:30	
	ROBOTIC - RUSSIA Pr. A. Popov (Russia)		11:00	
	<i>** CASES are tentative and can be modified based on the local situation</i>		12:30	LUNCH BREAK VIDEO HIGHLIGHTS
			14:30	WS1 "Breaking the Barrier of Complex Scenario" Part 1 Chair: Pr. C. Nezhat (USA) Faculties: Dr. S. Becker (Germany), Pr. P. Pasic (USA), Dr. S. Maia (Portugal), & Dr. R. Nasir (UAE)
			16:00	COFFEE BREAK VIDEO HIGHLIGHTS
			16:30	WS1 "Breaking the Barrier of Complex Scenario" Part 2 Chair: Pr. C. Nezhat (USA) Faculties: Dr. M. Puga (Chile), Dr. F. Osorio (Portugal), Dr. R. Fernandes (Brazil), Dr. A. Mangeshkar (India), & Pr. P. Ayroza (Brazil) OL*
18:00	CLOSING REMARKS by Pr. Arnaud Wattiez (UAE)			
18:15	End of Sessions			

ENDO Dubai 2022 - FEBRUARY 24 - MOBILITY & OPPORTUNITY ROOM

LIVE SURGICAL MARATHON

Chairmen:

Pr. A. Wattiez (UAE) OL*, Pr. R. De Wilde (Germany), Pr. L. Mettler (Germany), Dr. A. Ussia (Italy), Dr. F. Imperato (Italy), Pr. R. Botchorishvili (France), & Dr. M. Puga (Chile)

Online Scientific Moderator:

Dr. H. Margossian (UAE) OL*,

The Surgical Live Marathon is the highlight of Endo-Dubai. This is the place where the best experts in the world will demonstrate surgical techniques in laparoscopy, hysteroscopy and robotic surgery. Surgery will be broadcast from Dubai, Rome, Moscow and will allow the participants to raise questions and to see live the demonstration of technical points or the use of instruments and different energies. Not to be missed!

LAPAROSCOPY

9:00-10:00	Dubai, Latifa Hospital		Pr. A. Wattiez (France)	Laparoscopic Treatment of Isthmocele
10:45-12:45			Dr. R. Fernandes (Brazil)	Laparoscopic Hysterectomy
13:15-14:15			Pr. A. Wattiez (France)	Laparoscopic Myomectomy
14:45-16:45			Pr. F. Levshin (Russia)	Endometriosis
11:00-12:45	Avellino, Italy	Dr. F. Imperato (Italy)	Dr. M. Malzoni (Italy)	Endometrial Cancer with ICG sentinel nodes
13:00-15:00	Dubai, London Clinic	Pr. R. L. De Wilde (Germany)	Dr. R. Devassy (UAE)	Myomectomy - In - bag Morcellation
15:00-17:00	Rome, Italy	Dr. A. Ussia (Italy) Pr. L. Mettler (Germany)	Pr. G. Scambia (Italy)	


HYSTEROSCOPY

10:30-11:30	Dubai, Latifa Hospital	Pr. S. Bettocchi (Italy) Dr. S. Ansari (Iran) Dr. R. Campo (Belgium) Pr. A. Di Spiezo Sardo (Italy)	Niche
11:45-12:45			Polyp
13:00-14:00			Fibroid
14:15-15:15			Adenomyosis
15:30-16:30			Synechiae

ROBOTICS

9:30-11:30	Robotic - Russia	Pr. R. Botchorishvili (France)	Pr. A. Popov (Russia)	Robot-assisted colorectal resection in case of deep-infiltrating endometriosis
------------	------------------	--------------------------------	-----------------------	--

**** CASES are tentative and can be modified based on the local situation**

9:30	Redefining GYN Surgery Faculty: Dr. J. Baekelandt (Belgium) 	• Why Vnotes? Patient Selection & Indications, Set-up, vNOTES technique, vNOTES Hysterectomy- Unedited Video, vNOTES Salpingectomy- Unedited Video, vNOTES in Complex Cases, The Future of vNOTES, Q&A Session
10:00		• Why Votes? NOTES technique & OBIA Session













ENDO Dubai 2022 - FEBRUARY 24 - SUSTAINABILITY ROOM

Workshop 1 (Part 1) Breaking the Barrier of Complex Scenario Chair: Pr. C. Nezhat (USA)		This work-shop address the problem of challenging situations where surgeons can be in difficulty and with an high risk of complications. How to solve these situations using particular knowledge on anatomy and surgical techniques will be highlighted
14:30	Dr. S. Becker (Germany)	Difficult Hysterectomy
14:45	Pr. P. Pasic (USA)	Adhesiolysis
15:00	Pr. C. Nezhat (USA)	Difficult Ureteric conditions
15:15	Dr. S. Maia (Portugal)	Difficult Entries: Tips & Tricks to avoid complication
15:30	Dr. R. Nasir (UAE)	Ways of Uterine Devascularization
15:45	All Faculties	Discussion
16:00	END OF SESSION	

Workshop 1 (Part 2) Breaking the Barrier of Complex Scenario Chair: Pr. C. Nezhat (USA)		This work-shop address the problem of challenging situations where surgeons can be in difficulty and with an high risk of complications. How to solve these situations using particular knowledge on anatomy and surgical techniques will be highlighted
16:30	Dr. M Puga (Chile)	Dissecting The Retroperitoneal Space
16:45	Dr. F. Osorio (Portugal)	Setting difficult hemostasis
17:00	Pr. P. Ayroza (Brazil)	How to preserve nerve in difficult situation
17:15	Dr. A. Mangeshkar (India)	"Finding Order Among the Chaos" - Strategies for the frozen pelvis
17:30	Dr. R. Fernandes (Brazil)	Unraveling A Frozen Pelvis
17:45	All Faculties	Discussion
18:00	END OF SESSION	

ENDO Dubai 2022 - DAY 1 BREAKOUT ROOMS OVERVIEW

Thursday | February 24, 2022 | Starting at 8:30am Dubai time (GMT+4)

TIME	INNOVATION ROOM	FUTURE MINDS ROOM	PROGRESS ROOM	MEDTRONIC ROOM
9:00	WS2 Hysteroscopy "Diagnostic Hysteroscopy" Lectures Faculties: Dr. R. Campo (Belgium), Pr. A. Di Spiezo Sardo (Italy), Dr. U. Catena (Italy), & Pr. V. Tanos (Cyprus) 	WS4 Suturing "Vaginal Vault Closure" with hands-on sessions Faculties: Dr. B. Amro (UAE) Dr. I. Argay (Hungary) 	WS6 Anatomy "Dissecting All The Way" The Ureter Faculties: Dr. E. Zakharchenko (Russia) Dr. P. Trompoukis (Greece)	 Further, Together
10:30	COFFEE BREAK			
11:00	WS2 Hysteroscopy "Diagnostic Hysteroscopy - GESEA HYST 1 and 2" with hands-on sessions Faculties: Dr. R. Campo (Belgium), Pr. A. Di Spiezo Sardo (Italy), Dr. U. Catena (Italy), & Pr. V. Tanos (Cyprus) 	WS4 Suturing "Vaginal Vault Closure" Faculties: Dr. B. Amro (UAE) Dr. I. Argay (Hungary) 	WS7 Anatomy "Dissecting All The Way" The Nerves Faculties: Pr. B. Rabischong (France) Dr. N. Habib (France)	 Further, Together
12:30	LUNCH BREAK			
14:30	WS3 Hysteroscopy "Operative Hysteroscopy" Lectures Faculties: Dr. R. Campo (Belgium), Pr. A. Di Spiezo Sardo (Italy), Dr. U. Catena (Italy), & Pr. V. Tanos (Cyprus) 	WS5 Suturing "Fibroid Closure" Faculties: Dr. B. Amro (UAE) Dr. I. Argay (Hungary) 	WS8 Anatomy "Dissecting All The Way" The Retroperitoneal Spaces Faculties: Dr. G. Centini (Italy) Dr. R. Rovira (Spain)	 Further, Together
16:00	COFFEE BREAK			
16:30	WS3 Hysteroscopy "Shaver and mechanical operative hysteroscopy" with hands-on sessions Faculties: Dr. R. Campo (Belgium), Pr. A. Di Spiezo Sardo (Italy), Dr. U. Catena (Italy), & Pr. V. Tanos (Cyprus) 	WS5 Suturing "Fibroid Closure" with hands-on sessions Faculties: Dr. B. Amro (UAE) Dr. I. Argay (Hungary) 	WS9 Anatomy "Dissecting All The Way" The Bowel Faculties: Dr. W. Kondo (Brazil) Dr. B. Rodriguez (UK)	 Further, Together
18:15	End of Sessions			

ENDO Dubai 2022 - FEBRUARY 24 - INNOVATION ROOM

Workshop 2 - Diagnostic Hysteroscopy (Lectures)

by: **STORZ**
KARL STORZ ENDOSKOPE

9:00	Dr. R. Campo (Belgium)	The Digital Hysteroscopic Clinic
9:15	Pr. A. Di Spiezio Sardo (Italy)	Subtle laesions
9:30	Dr. U. Catena (Italy)	Malignancy
9:45	Pr. V. Tanos (Cyprus)	Embryoscopy
10:00	All Faculties	Q&A Discussion
10:30	END OF SESSION	

Workshop 2 - Diagnostic Hysteroscopy GESEA HYST 1 and 2 (with hands-on sessions)

by: **STORZ**
KARL STORZ ENDOSKOPE

11:00 - 12:30	All Faculties	Workshop
END OF SESSION		

Workshop 3 - Operative Hysteroscopy (Lectures)

by: **STORZ**
KARL STORZ ENDOSKOPE

14:30	Dr. R. Campo (Belgium)	Dysmorphic Uterus
	Pr. A. Di Spiezio Sardo (Italy)	Uterine Septum
	Dr. R. Campo (Belgium)	Adenomyosis
	Dr. U. Catena (Italy)	Malignant Lesion
	Pr. V. Tanos (Cyprus)	Myomectomy
	All Faculties	Discussion
16:00	END OF SESSION	

Workshop 3 (with hands-on sessions) "Shaver & mechanical operative hysteroscopy"

by: **STORZ**
KARL STORZ ENDOSKOPE

16:30	Hands-on Sessions	Dr. U. Catena (Italy), Dr. R. Campo (Belgium), Pr. S. Bettocchi (France), & Pr. A. Di Spiezio Sardo (Italy)
	Live Surgery	Dr. U. Catena (Italy), Dr. R. Campo (Belgium), Pr. S. Bettocchi (France), & Pr. A. Di Spiezio Sardo (Italy)
18:00	END OF SESSION	

ENDO Dubai 2022 - FEBRUARY 24 - FUTURE MINDS ROOM

Workshop 4 - Suturing "Vaginal Vault Closure" (with hands-on sessions)

by: **STORZ**
KARL STORZ ENDOSKOPE

9:00	Dr. I. Argay (Hungary)	Approaching the vagina (lecture)
	Dr. B. Amro (UAE)	Extracorporeal knotting (short explanation and practice)
	All Faculties	Loading techniques, dominant, non-dominant hand (normal sut pad)
	All Faculties	Knotting (Normal sut pad or Folley cateter)
	All Faculties	Continous suture, How to speed up?
10:30	END OF SESSION	

Workshop 4 - Suturing "Vaginal Vault Closure"

by: **STORZ**
KARL STORZ ENDOSKOPE

11:00	All Faculties	Vaginal cuff closure on model
	Dr. B. Amro (UAE)	Clinical application (video)
	All Faculties	Discussion
12:30	END OF SESSION	

Workshop 5 Suturing "Fibroid Closure"

by: **STORZ**
KARL STORZ ENDOSKOPE

14:30	Dr. I. Argay (Hungary)	How to minimize the myometrial damage (lecture)
14:45	All Faculties	Loading techniques (ABC Technique)
15:00		Myometrium closure
END OF SESSION		

**Workshop 5 Suturing
"Fibroid Closure"
(with hands-on sessions)**

by: **STORZ**
KARL STORZ ENDOSKOPE

16:00	All Faculties	Posterior myoma
16:30	Dr. B. Amro	Clinical Application Video
18:00	All Faculties	Discussion
END OF SESSION		

ENDO Dubai 2022 - FEBRUARY 24 - PROGRESS ROOM

**Workshop 6 Anatomy
"Dissecting all the way"
The Ureter**

95% of ureteric injuries are during pelvic surgery mostly but not uniquely done by gynecologists. 70% of those injuries are not diagnose during the case but after, making the ureter injury one of the leading cause of medico-legal event. Instead of being afraid of the ureter, pelvic surgeons should accumulate knowledge that will commute the ureter from an enemy to a friend being useful to be a guide in the pelvis. The purpose of this work-shop is to acquire this knowledge.

9:00	Dr. E. Zakarchenko (Russia) & Dr. P. Trompoukis (Greece)	The ureter: to know
		The ureter: to find
		The ureter: to see
		The ureter: to dissect
		The ureter: to solve the complications
		Discussion
10:30	END OF SESSION	

**Workshop 7 Anatomy
"Dissecting all the way"
The Nerves**

Nerves became fashion recently! This is certainly the enhanced vision and the dissecting capacities of laparoscopy that are responsible of it. The anatomy, both descriptive and functional, should be known by surgeons. That opens the door to nerve sparing surgery providing better functional outcomes for patients. This is the aim of this workshop to provide all the mandatory knowledge to deal with pelvic nerves in efficiency and security.

11:00	Dr. N. Habib (France)	Retroperitoneal Lateral spaces of the pelvis
11:20		Pelvic somatic nerves: Laparoscopic anatomy and implications
11:40	Pr. B. Rabischong (France)	Pelvic autonomic nerves: Laparoscopic anatomy and implications
12:00		Is nerve sparing surgery feasible in Deep endometriosis: Discussion of clinical case
12:20	All Faculties	Discussion
12:30	END OF SESSION	

**Workshop 8 Anatomy
"Dissecting all the way"
The Retroperitoneal Spaces**

For long, the retroperitoneal anatomy was the privilege of gynecological oncologist. It is clear nowadays, that all gynecological surgeons should be familiar with it. This knowledge will allow the surgeon to get out of difficult situations, to avoid complications especially to the ureter, to be more efficient and optimize their performance. All spaces: Central and lateral will be described and their surgical approach and contents explained. At the end of this workshop your surgery will not be the same anymore!

14:30	Dr. G. Centini (Italy)	Navigating the pelvis by landmarks - Overview of the pelvis to locate the spaces by landmarks
14:45	Dr. R. Rovira (Spain)	Central pelvic spaces: entering the spaces
15:00	Dr. G. Centini (Italy)	Lateral pelvic spaces: entering the spaces
15:15	Dr. R. Rovira (Spain)	Nerve sparing of autonomic nervous system approaching pelvic spaces
15:30	Dr. G. Centini (Italy)	Use the anatomy: Clinical application by videos: devascularization of the uterus, locate the sacrospinus ligament, avoiding damage the inferior hypogastric plexus, parametrial endometriosis
15:45	Dr. R. Rovira (Spain)	Don't loose the anatomy: Video demonstartion of how using the anatomy in challenging situations can help in managing dissection and complications
16:00	All Faculties	Discussion
END OF SESSION		

**Workshop 9 Anatomy
"Dissecting all the way"
The Bowel**

Bowel surgery is not the field of gynecology. Nevertheless, sigmoid and rectum are in the pelvis and small bowel in the field. So bowel is part of our daily problem. Obviously some diseases like endometriosis or cancer are more keen to concern bowel but during any procedure, even simple, bowel can be a problem or injured. Throughout knowledge of bowel is then necessary to avoid or manage complication and to optimally approach certain diseases. This workshop will cover all aspects of bowel that a gynecological surgeon should know!






16:30	Dr. W. Kondo (Brazil) Dr. B. Rodriguez (UK)	Anatomy of recto sigmoid, ileum, caecum, appendix
		Surgical techniques: shaving, discoid, double discoid linear resection, segmental resection
		Videos of complications
		Discussion
18:00	END OF SESSION	

ENDO Dubai 2022 - FEBRUARY 24 - MEDTRONIC ROOM

9:30	 Further Together	Workshop
18:30		

ENDO Dubai 2022 - DAY 2 BALL ROOM OVERVIEW

Friday | February 25, 2022 | Starting at 8:30am Dubai time (GMT+4)

TIME	MOBILITY ROOM	OPPORTUNITY ROOM	SUSTAINABILITY ROOM
8:30		KEYNOTE LECTURE Pr. J. Hamou (France)	
9:00		WELCOME REMARKS & INTRODUCTION H.E. Awadh Al Ketbi, Director General of DHA, Pr. A. Wattiez (UAE), Pr. R. Botchorishvili (France) & Dr. M. Tahlak (UAE)	
9:30	Hysterectomy - "From simple to complex" Chair: Pr. P. Pasic (USA) Faculties: Dr. J. Gilabert (Spain), Dr. K. Strahil (UAE), Dr. G. Pascale (France), & Pr. L. Mettler (Germany)	PLENARY 1 - Neuropelveology (Part 1) Chairmen: Pr. M. Possover (Switzerland) & Pr. B. Rabischong (France) Faculties: Dr. V. Chiantera (Italy), Dr. P. Mangashkar (India), Dr. S. Khazali (UK), & Dr. N. Lemos (Brazil)	Adhesion Research Chairmen: Dr. R. Devassy (UAE) & Pr. R. L. De Wilde (Germany) & Dr. M. A. Habana (Philippines) OL* Faculties: Pr. P. Koninckx (Belgium) & Dr. H. Krentel (Germany) 
11:00	COFFEE BREAK VIDEO HIGHLIGHTS		
11:30	PLENARY 2 - Hysteroscopy "Septum" Chair: Pr. G. Grimbizis (Greece) Faculties: Dr. C. Exacoustos (Italy), Dr. R. Campo (Belgium), Pr. S. Bettocchi (Italy), & Dr. O. Shawki (Egypt)	Borderline Tumors: "Everything you have to know about BOT in 2022" Chairmen: Dr. M. Puga (Chile) & Dr. E. Leblanc (France) Faculties: Dr. J. Preisler (Chile) OL*, Dr. B. Lawrenz (UAE) & Dr. E. Milnerowicz (Poland)	Myoma Chairs: Pr. V. Tanos (Cyprus), Pr. R. L. De Wilde (Germany), & Dr. H. Verhoeven (Germany) Faculties: Dr. S. Becker (Germany), Dr. R. Devassy (UAE), Dr. J. Donnez (Belgium), & Dr. V. Senikas (Canada)
13:00		SYMP #1 - Pr. H. Ferreira (Portugal) "ICG Fluorescence applications in Gynecology: improving vision, precision, and safety in laparoscopy" by: 	
14:00	LUNCH BREAK VIDEO HIGHLIGHTS	SYMP #2 - Pr. B. Zegura (Slovenia) "Hysteroscopy from Outpatient to Office" by: 	LUNCH BREAK VIDEO HIGHLIGHTS
14:30		SYMP #3 - Dr. C. Miller (USA) "Put Down the Suction and Sharp Curette – Use of Truclear Evacuation for First Trimester Miscarriage" by: 	
15:00	Tutorial: Surgical Therapeutical Strategies "Endometriosis in adolescent" Chair: Dr. A. Ussia (Italy) Faculties: Pr. A. Graziottin (Italy), Dr. D. Martin (USA), Dr. S. Gordts (Belgium), & Pr. P. Koninckx (Belgium)	Isthmocele Chairmen: Dr. H. Fatemi (UAE) & Dr. B. Amro (UAE) Faculties: Dr. Z. Hakim (UAE), Pr. A. Di Spiezio Sardo (Italy), & Dr. C. Exacoustos (Italy)	Oncology - "Endometrial Cancer Revolution in diagnostics & treatment" Chairmen: Dr. E. Milnerowicz (Poland), & Dr. Z. Nagshabandi (UAE) Faculties: Dr. E. Leblanc (France), Dr. M. Puga (Chile), Pr. P. Blecharz (Poland) OL*, & Pr. R. Madry (Poland) OL*
16:30	COFFEE BREAK VIDEO HIGHLIGHTS	SYMP #4 - Dr. Labib Riachi (Lebanon) Low Pressure Laparoscopy, Myth or Reality? by: 	COFFEE BREAK
17:00	Russian Session "New face of colo-rectal endometriosis" Chairmen: Dr. V. Bezhenar (Russia) & Dr. A. Novosad (Ukraine) Faculties: Dr. K. Puchkov (Russia), Pr. A. Popov (Russia), Pr. R. Botchorishvili (France), Dr. S. Shtyrov (Russia), & Dr. D. Tsepov (UK)	Surgery at the time of Numeric World Chair: Dr. S. Khazali (UK) Faculties: Dr. J. Metzemaekers (Netherlands), Pr. G. Grimbizis (Greece), Dr. R. Fernandes (Brazil), & Dr. J. P. Estrade (France)	Hysteroscopy & Infertility "Use of the mini reseroscope" Chairmen: Pr. A. Di Spiezio Sardo (Italy) & Dr. R. Campo (Belgium) Faculties: Dr. U. Catena (Italy) & Pr. S. Bettocchi (Italy)
18:45	End of Sessions		

ENDO Dubai 2022 - FEBRUARY 25 - MOBILITY ROOM

Hysterectomy - "From simple to complex" Chair: Pr. P. Pasic (USA)		Hysterectomy was considered to be the standard procedure to be performed by gynecologist! But routes have changed and patients expectations as well. If a "normal" hysterectomy can be easy whatever the route, difficulties arise easily when the patient is obese, when she got several CS, certain disease like endometriosis or iterative surgery. It is not always simple and deeper knowledge are mandatory to overcome difficulties. All what you need is here!
9:30	Pr. L. Mettler (Germany)	Subtotal hysterectomy in 2022
9:45	Dr. J. Gilabert (Spain)	How to make complex... simple
10:00	Pr. P. Pasic (USA)	Tips and tricks for big uterus
10:15	Dr. K. Strahil (UAE)	No Trendelenburg for obese! Is that true
10:30	Dr. G. Pascale (France)	Which tool for which hysterectomy?
10:45	All Faculties	Discussion
11:00	END OF SESSION	

PLENARY 2 - Hysteroscopy "Septum"

Chair: Pr. G. Grimbizis (Greece)

11:30	Pr. G. Grimbizis (Greece)	Origin of the septum: Lack of resorption or absorption default
11:45	Dr. C. Exacoustos (Italy)	Imaging of the septum: Are all septum same?
12:00	Dr. R. Campo (Belgium)	Septum and fertility: A tiny relationship
12:15	Pr. S. Bettocchi (Italy)	Septum: Section or resection...or both...
12:30	Dr. O. Shawki (Egypt)	Treating the septum! Not so easy!
12:45	All Faculties	Discussion
13:00	END OF SESSION	

Tutorial: Surgical Therapeutical Strategies "Endometriosis in adolescent"

Chair: Dr. A. Ussia (Italy)

15:00	Dr. A. Ussia (Italy)	Introduction and Questions
15:10	Dr. S. Gordts (Belgium)	Adolescent endometriosis: Un-update
15:30	Dr. D. Martin (Baltimore)	Subtle endometriosis and pain in adolescences
15:50	Pr. P. Koninckx (Belgium)	Increased risk of endometriosis in adolescences
16:10	Pr. A. Graziottin (Italy)	Severe Dysmenorrhea: the persisting medical neglect in adolescents. Survey on 6739 cases
16:30	All Faculties	Discussion
END OF SESSION		

Russian Session

"New face of colo-rectal endometriosis"

Chairmen: Dr. V. Bezhenar (Russia)
& Dr. A. Novosad (Ukraine)

17:00	Dr. K. Puchkov (Russia)	Laparoscopic colo-rectal resection in endometriosis: from A to Z
17:15	Dr. V. Bezenar (Russia)	Deep Infiltrating Endometriosis and Nerve-sparing surgery
17:30	Pr. A. Popov (Russia)	Laparoscopic and Robot-assisted colo-rectal resection in endometriosis: indications, technique and result
17:45	Pr. R. Botchorishvili (France)	Complications in endometriosis colo-rectal surgery
18:00	Dr. S. Shtyrov (Russia)	Endometrioma - quarter-century-long surgical way
18:15	Dr. D. Tsepov (UK)	Results of surgical treatment of colorectal endometriosis
18:30	All Faculties	Question and Answer
END OF SESSION		

ENDO Dubai 2022 - FEBRUARY 25 - OPPORTUNITY ROOM

8:30	Keynote Lecture	
9:00	Faculty: Pr. J. Hamou (France)	

Welcome Remarks & Introduction

H.E. Awadh Al Ketbi, Director General of DHA, Pr. A. Wattiez (UAE),
Pr. R. Botchorishvili (France) & Dr. M. Tahlak (UAE)

9:00	Pr. A. Wattiez (UAE), Pr. R. Botchorishvili (France) & Dr. M. Tahlak (UAE)	Introduction by Dra Muna of H.E Awadh Al Ketbi, Director General of DHA
		Introduction by Pr. Arnaud Wattie for the president of the congress - Pr. Revaz Botchorishvili
		Presidential address of Pr. Revaz Botchorishvili
		Presentation of the plaque to Prof Jacques Hamou by Dr. Rudi Campo
9:30		Presentation of the plaque to Prof Leila Adamian by Pr. Philippe Koninckx
END AND START OF PROGRAM SESSIONS		

PLENARY 1 - Neuropelveology (Part 1)

Chairmen: Pr. M. Possover (Switzerland) & Pr. B. Rabischong (France)

Neuropelveology is a new sub-specialty in gynecology. It is not only to preserve nerves but also to better understand symptoms and better inform patients pre-operatively! During this session the leading expert in the world for pelvic nerve will describe the anatomy, the symptoms mapping and surgical techniques to have a safe and sparing approach on pelvic nerves.

9:30	Dr. S. Khazali (UK), Dr. P. Mangashikar (India)	Education: How to become a neuropelveologist in 2022
9:50	Pr. B. Rabischong (France)	Anatomy: Beyond Laparoscopic Pelvic Neuroanatomy, Basic Knowledge of Functional Anatomy and a Microanatomy to implement surgical dissection rules.
10:00	Pr. M. Possover (Switzerland)	Diagnostic: The most sensitive issue in Neuropelveology
10:10	Dr. V. Chiantera (Italy)	Nerve entrapments: how to manage them in deep endometriosis?
10:20	Dr. N. Lemos (Brazil)	Decoding DaVinci - Clinical Applications of Pelvic Neuroanatomy
10:30	Pr. M. Possover (Switzerland)	LION procedures (Laparoscopic Implantation of Neural Electrodes): The real perspective to restore or treat somatic or autonomic dysfunctions and may be more...
10:40	All Faculties	Discussion
11:00	END OF SESSION	

Borderline Tumors: "Everything you have to know about BOT in 2022"

Chairmen: Dr. M. Puga (Chile) & Dr. E. Leblanc (France)

BOT are mainly a problem in young patient. The fear of the patients is dominated by the risk of losing their ovary and subsequently their fertility. The risk of BOT is their long term risk of degeneration and for the surgeon leads to the decision making difficulty to be radical or conservative but also for the follow-up of these patients. All these aspects are covered in this session.

11:30	Dr. J Preisler (Chile) OL*	How accurate is transvaginal ultrasound in the diagnosis of BOT?
11:45	Dr. B. Lawrenz (UAE)	Fertility and BOT: sparing, vitrification and more
12:00	Dr. E. Milnerowicz (Poland)	Principles in the management of BOT: What to do and what to avoid
12:15	Dr. M. Puga (Chile)	Surgical strategy, tips and tricks
12:30	Dr. E. Leblanc (France)	Recurrence, advanced stages, risk of invasive carcinoma?
12:45	All Faculties	Discussion
13:00	END OF SESSION	

SYMP #1 - Pr. H. Ferreira (Portugal)

by:  **STORZ**
KARL STORZ ENDOSKOPE

13:00	Dr. H. Ferreira (Portugal)	"ICG Fluorescence applications in Gynecology: Improving vision, precision, and safety in laparoscopy"
14:00		Q&A Discussion
END OF SESSION		

SYMP #2 - Pr. B. Zegura (Slovenia)

by:  **Medtronic**
Further Together

14:00	Pr. B. Zegura (Slovenia)	Hysteroscopy from Outpatient to Office
14:30		Q&A Discussion
END OF SESSION		

SYMP #3 - Dr. C. Miller (USA)

by:  **Medtronic**
Further Together

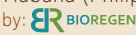
14:30	Dr. C. Miller (USA)	Put Down the Suction and Sharp Curette - Use of Truclear Evacuation for First Trimester Miscarriage
15:00		Q&A Discussion
END OF SESSION		

Isthmocele Chairmen: Dr. H. Fatemi (UAE) & Dr. B. Amro (UAE)		Isthmocele is a recent concern! It is said that it is due to the increased number of cesarian section. The reality can be more complex! The increased rate of IVF procedures can be responsible as well as the awareness sprayed among doctors. Nevertheless, the rational of the treatment of niches is still debatable as well as the technique to be used. All these aspects are covered during this session.
15:00	Dr. H. Fatemi (UAE)	The role of cesarean on subsequent pregnancies
15:15	Dr. Z. Hakim (UAE)	Tips & Tricks to ease and optimize the laparoscopic treatment of Niche
15:30	Dr. B. Amro (UAE)	Pathological aspect of Niche: Do we have explanation for the symptoms
15:45	Pr. A. Di Spiezio Sardo (Italy)	Technical Hysteroscopic aspect in Niche
16:00	Dr. C. Exacoustos (Italy)	Imaging of Isthmocele: Do we have arguement to choose the route of treatment
16:15	All Faculties	Discussion
16:30	END OF SESSION	

SYMP #4 - Low Pressure Laparoscopy, Myth or Reality ? Faculty: Dr. L. Riachi (Lebanon) by: 		
16:30 - 17:00	Dr. L. Riachi (Lebanon)	Low Pressure Laparoscopy, Myth or Reality ?
END OF SESSION		

Surgery at the time of Numeric World Chair: Dr. S. Khazali (UK)		Apps, Artificial intelligence, computers etc. have changed dramatically our medical practice. And...It is just the start. Doctors knowledge will be challenged by patients, auto medication will increase and Charlatans will show up! Better for us to be aware and trained. It is not to be a GEEK doctor to be interested on these new technology to provide in the next future a more centralized care for patient using them. All what you need is in this session.
17:00	Dr. S. Khazali (UK)	Surgical data collection for endometriosis surgery in the era of apps and big data
17:15	Dr. J. Metzemaekers (Netherlands)	The EQUSUM and Qusum data collection
17:30	Pr. G. Grimbizis (Greece)	Uterine lesions management in the digital world
17:45	Dr. R. Fernandes (Brazil)	Crossing the bridge between patients and doctors: How digital helps (1st Example)
18:00	Pr. J. P. Estrade (France)	Crossing the bridge between patients and doctors: How digital helps (2nd Example)
18:30	All Faculties	Discussion
END OF SESSION		

ENDO Dubai 2022 - FEBRUARY 25 - SUSTAINABILITY ROOM

Adhesion Research Chairmen: Dr. R. Devassy (UAE) & Pr. R. L. De Wilde (Germany) & Dr. M. A. Habana (Philippines) OL* by: 		Adhesions are the principal reason for post-operative complications, re-operation and functional disorders. Adhesions prevention should be included in all surgical strategy and depends mainly on the quality of surgery and the care to reduce tissue trauma, reduce bleeding, reduce coagulation, use the anatomical planes during dissection and finally the use of adhesions prevention means. All these aspects are going to be discussed during that session
9:30	Pr. P. Koninckx (Belgium)	The importance of adhesion prophylaxis
9:50	Dr. R. Devassy (UAE)	Impact of adhesions on the health economy and the surgeon
10:10	Dr. H. Krentel (Germany)	Future research and eventual therapy of adhesions: an international consensus statement
10:30	Pr. R. L. De Wilde (Germany)	Anti-Adhesion Product: efficient
10:50	All Faculties	Discussion
11:00	END OF SESSION	

Myoma Chairs: Pr. V. Tanos (Cyprus), Pr. R. L. De Wilde (Germany), & Dr. H. Verhoeven (Germany)		Myoma is the first cause of AUB and myomectomy is the gynecological procedure associated with the highest rate of re-intervention for post op bleeding. In addition, obstetrical outcomes are in question and ways of delivery questionable. The shift to laparoscopy raised the problem of intra operative bleeding prevention and quality of the hysterotomy suture and the risk of uterine rupture during pregnancy. The hope of medical treatment has been disappointed so far but new drugs could be hopeful! What an interesting session!
11:30	Dr. S. Becker (Germany)	Myomectomy revisited
11:42	Dr. R. Devassy (UAE)	Morcellation: the sarcoma and parasitic problem
11:54	Pr. V. Tanos (Cyprus)	Myomata: alternative therapy?
12:06	Pr. J. Donnez (Belgium)	Medical therapy: an alternative?
12:18	Pr. R. L. De Wilde (Germany)	Non-surgical interventions: feasible and safe?
12:30	Dr. V. Senikas (Canada)	Medico-legal implications of morcelling without a bag!
12:42	All Faculties	Discussion
13:00	END OF SESSION	

Oncology - "Endometrial Cancer Revolution in diagnostics & treatment"

Chairmen: Dr. E. Milnerowicz (Poland), & Dr. Z. Nagshabandi (UAE)

Oncology is in perpetual move! After the thunder of the LACC study, the use of laparoscopy in oncology has been challenged! Endometrial cancer has seen lots of changes in its approach. More recently the sentinel node staging has revolutionized its treatment. So that is why the FIGO constantly adjust its recommendations. This session will explore all these new aspects in endometrial cancer management!

15:00	Dr. E. Leblanc (France)	New classification of endometrial cancer – obligatory markers to start surgery and adjuvant treatment
15:15	Dr. E. Milnerowicz (Poland)	What is the role of minimally invasive surgery in endometrial cancer in 2022?
15:30	Dr. M. Puga (Chile)	Anatomical landmarks – what we need to know to do the tailored and safe surgery in endometrial cancer?
15:45	Pr. P. Blecharz (Poland) OL*	Sentinel nodes in endometrial cancer
16:00	Pr. R. Madry (Poland) OL*	What does the new classification change in adjuvant treatment of endometrial cancer?
16:15	All Faculties	Discussion
16:30	END OF SESSION	

Hysteroscopy & Infertility "Use of the mini reseroscope"

Chairmen: Pr. A. Di Spiezio Sardo (Italy) & Dr. R. Campo (Belgium)

17:00	Dr. U. Catena (Italy)	Polypectomy
17:20	Dr. R. Campo (Belgium)	Myomectomy
17:40	Pr. A. Di Spiezio Sardo (Italy)	Cervical Lesions & Isthmocele
18:00	Pr. S. Bettocchi (Italy)	Congenital Uterine Malformations
18:20	All Faculties	Discussion
18:30	END OF SESSION	

ENDO Dubai 2022 - DAY 2 BREAKOUT ROOMS OVERVIEW

Friday | February 25, 2022 | Starting at 8:30am Dubai time (GMT+4)

TIME	INNOVATION ROOM	FUTURE MINDS ROOM	PROGRESS ROOM	SHARING ROOM	MEDTRONIC ROOM
9:30	Tutorial: Surgical Therapeutic Strategies "Septum" Chair: Pr. S. Bettocchi (Italy)	Resident Corner Lectures Part 1 Faculties: Dr. M. Khalid (UAE), Pr. A. Wattiez (UAE), Dr. Z. Hakim (UAE), Dr. W. Sammur (UAE), Dr. L. Hubaishi (UAE), Dr. B. Almaamari (UAE), Dr. I. Kiumi (UAE), Dr. R. Fernandes (Brazil), Pr. H. Ferreira (Portugal) & Dr. M. Puga (Chile) PHARMAPAL	Tutorial: Surgical Therapeutic Strategies Facts and controversies in Ovarian tumors: a daily problem in the life of the Gynecologist Chair: Dr. M. Puga (Chile) Faculty: Dr. R. Fernandes (Brazil)	Tutorial: Endometriosis Classification (Practical Case) Audience will be called to classify cases Chair: Pr. J. Keckstein (Austria) "Same from Winners"	 Further, Together
11:00	COFFEE BREAK				
11:30	Best Abstracts "Free Communication" Part 1 Chairmen: Dr. E. Faller (France) & Dr. S. Barata (Portugal)	Resident Corner Lectures Part 1 Faculties: Dr. M. Khalid (UAE), Pr. A. Wattiez (UAE), Dr. Z. Hakim (UAE), Dr. W. Sammur (UAE), Dr. L. Hubaishi (UAE), Dr. B. Almaamari (UAE), Dr. I. Kiumi (UAE), Dr. R. Fernandes (Brazil), Pr. H. Ferreira (Portugal) & Dr. M. Puga (Chile) PHARMAPAL	Tutorial: Surgical Therapeutic Strategies "Stress urinary incontinence associated with cystocele" Chair: Dr. H. Margossian (UAE)	Tutorial: The Shaver Technique Today Chairmen: Dr. G. Bigatti (Italy) OL* Dr. R. Campo (Belgium) Dr. S. Ansari (Iran) 	 Further, Together
13:00	LUNCH BREAK				
15:00	"Baxter Solutions to Manage Intraoperative Bleeding & Postoperative Adhesion Prevention" Faculties: Dr. H. Margossian (UAE) & Dr. Z. Hakim (UAE) 	Resident Corner Hands-on Session Part 2 Faculties: Dr. M. Khalid (UAE), Pr. A. Wattiez (UAE), Dr. Z. Hakim (UAE), Dr. W. Sammur (UAE), Dr. L. Hubaishi (UAE), Dr. A. Matveev (Russia), Dr. I. Kiumi (UAE), Dr. R. Fernandes (Brazil), Pr. H. Ferreira (Portugal) & Dr. M. Puga (Chile) PHARMAPAL	Tutorial: Surgical Therapeutic Strategies "Fibroids and Infertility" Chairmen: Dr. J. Gilabert (Spain) & Pr. R. De Wilde (Germany) Faculties: Dr. B. Amro (UAE), Dr. R. Devassy (UAE), & Dr. S. Becker (Germany)	Test Me Session with Dr. A. Romeo	 Further, Together
16:30	COFFEE BREAK				
17:00	Best Abstracts "Video Sessions" Part 1 Chairmen: Dr. F. Osorio (Portugal) & Dr. K. Afors (UK)	Resident Corner Hands-on Session Part 2 Faculties: Dr. M. Khalid (UAE), Pr. A. Wattiez (UAE), Dr. Z. Hakim (UAE), Dr. W. Sammur (UAE), Dr. L. Hubaishi (UAE), Dr. A. Matveev (Russia), Dr. I. Kiumi (UAE), Dr. R. Fernandes (Brazil), Pr. H. Ferreira (Portugal) & Dr. M. Puga (Chile) PHARMAPAL	Winners Meeting Corner "Best of Teams" Chair: Dr. J. Alves (Portugal) LECTURES CATEGORY (1) UAE - Dr. B. Almaamari (UAE) (2) RUSSIA - Dr. E. Zakharenko & Dr. A. Matveev (Russia) (3) ITALY - Dr. G. Geniti (Italy) (4) FRANCE - Dr. E. Faller (France) (5) PORTUGAL - Dr. S. Barata (Portugal)	Test Me Session with Dr. A. Romeo	 Further, Together
18:45	End of Sessions				

ENDO Dubai 2022 - FEBRUARY 25 - INNOVATION ROOM

Tutorial: Surgical Therapeutical Strategies "Septum"

Chair: Pr. S. Bettocchi (Italy)

11:30	Pr. G. Grimbizis (Greece)	Origin of the septum: Lack of resorption or absorption default
11:45	Pr. C. Exacoustos (Italy)	Imaging of the septum: Are all septum same?
12:00	Dr. R. Campo (Belgium)	Septum and fertility: A tiny relationship
12:15	Pr. S. Bettocchi (Italy)	Septum: Section or resection...or both
12:30	Dr. O. Shawki (Egypt)	Treating the septum! Not so easy!
12:45	All Faculties	Discussion
13:00	END OF SESSION	

Best Abstracts "Free Communication" Part 1

Chairmen: Dr. E. Faller (France) & Dr. S. Barata (Portugal)

11:30 - 11:40	Pr. Aleksander Popov	Comparison of robot-assisted laparoscopy versus traditional laparoscopy for the treatment of colorectal endometriosis. (Intermediate outcomes)
11:40 - 11:50	Dr. Raza Khan, Zahid	The use of Artificial Intelligence (AI) in the early diagnosis of Endometriosis - breaking the barriers of diagnostic delay
11:50 - 12:00	Dr. Sharmin Abbasi	Can we decrease endometriosis in adult women by optimal management of adolescent period pain?
12:00 - 12:10	Pr. Mettler Liselotte	Is electromechanical morcellation for tissue extraction still indicated?
12:10 - 12:20	Dr. Ewa Milnerowicz	Can we reduce the risk of anastomosis leakage in the bowel surgery in deep infiltrating endometriosis? - The comparison of a modified ICG, tailored surgery technique with classical surgical technique of laparoscopic bowel resection - retrospective - prospective analysis first announcement
12:20 - 12:30	Dr. Iza Maniego	Patient and Operative Factors Associated with Strategic or Reactive Conversion to Laparotomy During Laparoscopy in Pelvic Endometriosis: A Case-Control Study
12:30 - 12:40	Dr. Mikhelson A.A	The use of minimally invasive surgical techniques to correct genital prolapse in women of reproductive age. Experience of the Ural region
12:40 - 12:50	Dr. Mikhelson A.A	How does the surgical treatment of deep infiltrative endometriosis affect ovarian reserve?
12:50 - 13:00	Dr. Zakia Habib	Audit about different treatment modalities for patients with abnormal pap smear, colposcopy and histology and their success rate
	Dr. Andres Cardona	Hysteroscopy as a diagnostic predictor of the cause of abnormal uterine bleeding
13:00	END OF SESSION	

Baxter

Chairmen: Dr. H. Margossian (UAE) & Dr. Z. Hakim (UAE)

15:00	All Faculties	VIBe Scale - Active vs Passive - Surgical Challenges (Anil Hobek)
		Advanced Surgery product presentations (Mahmoud Haggag)
		Products application and hands on session (Mahmoud ELNady)
		Discussion
16:30	END OF SESSION	

Best Abstracts "Video Sessions" Part 1

Chairmen: Dr. F. Osorio (Portugal) & Dr. K. Afors (UK)

17:00 - 17:10	Dr. Ewa Milnerowicz	Bowel and Retransplantation
17:10 - 17:20	Dr. Jordanna Sant'Anna Diniz	Surgical Systematization for endometriosis treatment
17:20 - 17:30	Dr. Emilie Faller	Frozen Pelvis: Surgical Strategy in 10 steps
17:30 - 17:40	Dr. Fatcher Françoise	V-notes Hysterectomy in 10 steps
17:40 - 17:50	Dr. Olga Alimova	Laparoscopic anatomy of the pelvis during radical hysterectomy
17:50 - 18:00	Dr. Maha Al-Baalharith	Laparoscopic Excision of the left functioning non-communication Rudimentary Horn
18:00 - 18:10	Dr. Vladimir Alimov	3 Cases of Complications during oncogynecological operations
18:10 - 18:20	Dr. Ashish Kale	Embryo transfer and Laparoscopic Cervical Encircle - IVF Specialist in Pune.
18:30	END OF SESSION	

ENDO Dubai 2022 - FEBRUARY 25 - FUTURE MINDS ROOM

Resident Corner Lectures Part 1 PHARMAPAL		Residents are the future of medical practice and as such need to be familiar with the most recent techniques. Amazingly, there are very few residents program worldwide in MIS. That is why we have this session in ENDO Dubai, as we are committed to the young generation. All basic aspects of MIS surgery will be covered!
9:30	Dr. M. Khalid (UAE)	Welcome Remarks
10:00	Pr. A. Wattiez (UAE)	Out with the old, in with the new
10:30	Dr. L. Hubaishi (UAE)	Consenting for Laparoscopy
10:45	Pr. A. Wattiez (UAE)	Instrumentation: Operating Room Setup: The Ergonomics of Laparoscopy
11:05	Dr. R. Fernandes (Brazil)	Instrumentation: Put your glasses on: Video endoscopy
11:25	Dr. A. Matveev (Russia)	Instrumentation: Build your tower: Understand the components of the tower stack
11:45	Dr. I. Kiumi (UAE)	Instrumentation: Accessorize your surgery: Trocars
12:05	Dr. H. Hakim (UAE)	Instrumentation: Manipulate the manipulator
12:25	Dr. W. Sammur (UAE)	Instrumentation: Candy Crush: Morcellators
12:45	Pr. H. Ferreira (Portugal)	Instrumentation: Cut or burn: Energy principles
13:05	Dr. M. Puga (Chile)	Instrumentation: 'Bottom-end' Instruments
13:25	All Faculties	Instrumentation: Discussion
13:30	Ms. D. Dekki (UAE) & Mr. H. Mahmoud (UAE)	"Anemia in pregnancy and Iron deficiency anemia... "
END OF SESSION		

Resident Corner Hands-on Part 2 PHARMAPAL		Residents are the future of medical practice and as such need to be familiar with the most recent techniques. Amazingly, there are very few residents program worldwide in MIS. That is why we have this session in ENDO Dubai, as we are committed to the young generation. All basic aspects of MIS surgery will be covered!
14:35	All Faculties	The Amazing Race
17:05	All Faculties	Practice Sessions: - Port Skin Closure Techniques - Hand-eye coordination - Energy Station - Morcellation
18:30		END OF SESSION

ENDO Dubai 2022 - FEBRUARY 25 - PROGRESS ROOM

Tutorial: Facts and controversies in Ovarian tumors: a daily problem in the life of the Gynecologist Chair: Dr. M. Puga (Chile) Faculty: Dr. R. Fernandes (Brazil)		Ovarian Tumor is one of the most common problems a gynecologist has to deal with. Particularly when managing a suspicious mass, many doubts in the management appear. Unfortunately, some mistakes in the management might affect the prognosis of the disease. The subject is broken down into 4 parts consisting in lectures and clinical cases. It is not a mere exposition of the expert, we encourage you to actively participate, ask questions and solve your doubts! The objective of the seminar is to review with the participants the most relevant aspects in the management of a suspicious mass. Why, how and what to do when dealing with a tumor that ends up being a borderline or a cancer. And finally to applied this concepts using real clinical cases
9:30	Dr. M. Puga (Chile)	Principles and strategy in the management of Suspicious Ovarian Tumors.
	Dr. R. Fernandes (Brazil)	Borderline Ovarian Tumors: 7 points you have to remember
	Dr. M. Puga (Chile)	Oops... the result of the biopsy was Cancer! Now what?
	All Faculties	Clinical cases for active learning
11:00		Discussion
END OF SESSION		

Tutorial: Surgical Therapeutical Strategies "Stress urinary incontinence associated with cystocele" Chair: Dr. H. Margossian (UAE)		How to diagnose SUI and what other tests are needed and when needed to confirm the diagnosis... We will go over the available surgical procedures to treat stress incontinence as well as cystocele repair; We will discuss the slides and some videos on the available techniques to treat each condition; 1; For Cystocele repair (through vaginal and laparoscopic paravaginal defect repair) 2.For stress incontinence through vaginal approach with mesh (TVT and TOT sling) and without mesh (Fascial Slings) and through Laparoscopic approach without mesh (Laparoscopic Burch) will discuss the Pros and Cons for each surgery and their related surgical tips and Tricks for a safe surgery and optimum outcome..
11:30	Dr. H. Margossian (UAE)	For Cystocele repair
		For stress incontinence through vaginal approach with mesh (TVT and TOT sling) and without mesh (Fascial Slings) and through Laparoscopic approach without mesh (Laparoscopic Burch)
		Surgical anatomy, tips and tricks on the techniques, possible complications, Pros and Cons for each surgery
		Q&A Discussion
13:00		END OF SESSION

Tutorial: Surgical Therapeutical Strategies "Fibroids and Infertility"

Chairmen: Dr. J. Gilabert (Spain) & Pr. R. De Wilde (Germany)

Myomectomy is a very common procedure in gynecology that is challenging for the laparoscopic surgeon. Anatomical landmarks, maneuvers for bleeding prevention and a correct technique of enucleation and suturing are essential in the success of the procedure. This tutorial will delve into practical aspects of surgical technique, emphasizing the indications that exist today for myomectomy in patients with sterility.

15:00	Dr. B. Amro (UAE)	Anatomical considerations to take into account for myoma surgery
15:20	Dr. R. Devassy (UAE)	Myoma and infertility. When is it really necessary to indicate a surgery
15:40	Pr. S. Becker (Germany)	Which is the best technique of myomectomy?
16:00	Dr. J. Gilabert (Spain)	Tips and tricks for difficult cases and prevention of complications
16:20	All Faculties	Discussion
16:30	END OF SESSION	

WINNERS MEETING CORNER "Best of Teams"

Chair: Dr. J. Alves (Portugal)

The winners meeting international competition is the first and unique of that kind, placing in competition several teams of young surgeons for different categories as: surgical tips and tricks, lecture, game of role or suturing competition. The best of the best will be displayed and commented during this session

17:00	Dr. B. Almaamari (UAE)	Team UAE Lecture: "Ethanol ScleroTherapy Technique in Ovaria Endometrioma"
17:15	Dr. E. Zakharchenko (Russia) & Dr. A. Matveev (Russia)	Team Russia Lecture: "Hysteroscopy to fear or to do?"
17:30	Dr. G. Ceniti (Italy)	Team Italy Lecture: "Nerve Sparing Myth or Reality"
17:45	Dr. E. Faller (France)	Team France Lecture: "Echo 4D Septoplasty"
18:00	Dr. S. Barata (Portugal)	Team Portugal Lecture: "Ureter Dissection"
END OF SESSION		

ENDO Dubai 2022 - FEBRUARY 25 - SHARING ROOM

9:30 - 11:00

Tutorial: Endometriosis Classification (Practical Case Audience will be called to classify cases)

Chair: Pr. J. Keckstein (Austria)

**Official Program is subject to adjustments

Tutorial: The Shaver Technique TodayChairmen: Dr. G. Bigatti (Italy) OL*
Dr. R. Campo (Belgium), & Dr. S. Ansari (Iran)by:  **STORZ**
KARL STORZ ENDOSKOPE

11:30	Dr. R. Campo (Belgium)	Digital Hysteroscopic Clinic: the one stop approach
12:00	Dr. S. Ansari (Iran)	Clinical indications for the Shaver technique
12:30	Dr. G. Bigatti (Italy)	Tips and tricks for the Intrauterine Bigatti Shaver
13:00	All Faculties	Discussion

"Test Me" Session with Dr. A. Romeo (Italy)

Are you good enough for your patients? This question has never been as pertinent than laparoscopic suturing! Do you perform safe knots?? To be sure, come to this testing session with Armando Romeo! Armando is the father of the Gladiator technique and at the origin of several papers on safe laparoscopic knots and will test your technique and the safety of your knots using even a dynamometer. You will leave this session being a safer surgeon!

15:00 - 18:30 Dr. A. Romeo (Italy)

ENDO Dubai 2022 - FEBRUARY 25 - MEDTRONIC ROOM

9:30

 **Medtronic**
Further Together

Workshop

18:30

ENDO Dubai 2022 - DAY 3 BALL ROOM OVERVIEW

Saturday | February 26, 2022 | Starting at 8:30am Dubai time (GMT+4)

TIME	MOBILITY ROOM	OPPORTUNITY ROOM	SUSTAINABILITY ROOM
9:00	PLENARY 3 - Hysteroscopy 2 Chairmen: Dr. O. Shawki (Egypt) & Dr. R. Abdeldayem (UAE) Faculties: Dr. M. Hanstede (Netherlands), Dr. L. Alonso (Spain) OL*, Dr. Y. Shawki (Egypt), & Dr. G. Bigatti (Italy) OL*	Imaging in Endometriosis Chairmen: Dr. C. Exacoustos (Italy) & Dr. M. Malzoni (Italy) Faculties: Dr. A. Graziottin (Italy), Dr. S. El Maadawy (UAE), & Pr. J. Keckstein (Austria)	Peritoneum & Fertility Chair: Dr. R. Fernandes (Brazil) Faculties: Pr. M. Canis (France) OL*, Dr. D. Dimitrios (UAE), Pr. P. Koninckx (Belgium), & Dr. S. As-sanie (USA) OL*
10:30	COFFEE BREAK VIDEO HIGHLIGHTS		
11:00	Uterine/Genital Malformations Chair: Pr. L. Adamian (Russia) OL* Faculties: Pr. G. Grimbizis (Greece), Pr. S. Bettocchi (Italy), Pr. S. Brucker (Germany), & Dr. P. Giampaolino (Italy)	Bowel Endometriosis Chair: Pr. A. Wattiez (UAE) Faculties: Dr. A. Di Giovanni (Italy), Pr. J. Leroy (France), & Dr. W. Kondo (Brazil)	Other Pelvic Pain Diagnosis Chair: Dr. S. Khazali (UK) Faculties: Dr. E. Faller (France), Dr. S. Al Suwaaidi (UAE), Pr. M. Possover (Switzerland), Dr. N. Habib (France), & Pr. B. Rabischong (France)
12:30	LUNCH BREAK VIDEO HIGHLIGHTS	SYMP #1 by: ETHICON "Tips & Tricks using Advanced Bipolar devices in Lap Hysterectomy" Faculties: Dr. S. Domingo (Spain) & Dr. G. Tommaselli (Ethicon)	LUNCH BREAK VIDEO HIGHLIGHTS
13:30		SYMP #2	
14:30	Urogyn: After Mesh Session Chair: Pr. R. Botchorishvili (France) & Dr. F. Badawi (UAE) Faculties: Dr. A. Ercoli (Italy), Pr. M. Cosson (France) OL*, Pr. J. Leroy (France), Dr. B. Al Maamari (UAE)	Adenomyosis Chair: Dr. H. Gharbi (UAE) Faculties: Dr. Y. Ota (Japan), Dr. I. Ota (Japan), Dr. C. Exacoustos (Italy), & Ms. L. Hummelshoj (UK)	Robotic Session Chairmen: Pr. A. Popov (Russia) & Dr. F. Senday (Turkey) Faculty: Dr. A. Koval (Russia), Dr. D. Tsepov (UK), Dr. R. Kimmig (Germany) OL*, & Dr. Dr. G. Kasyan (Russia) OL*
15:00	COFFEE BREAK VIDEO HIGHLIGHTS		
15:30	Complications Chair: Dr. A. Watrelot (France) Faculties: Pr. H. Ferreira (Portugal), Pr. P. Pasic (USA), Dr. V. Senikas (Canada), & Dr. S. Gocevaska (Belgium)	Updates in Endometriosis Chairmen: Pr. J. Keckstein (Austria) & Ms. L. Hummelshoj (UK) Faculties: Dr. B. Rodriguez (UK), Dr. K. Afors (UK), Dr. A. Quevedo (USA), Pr. C. Nezhad (USA), & Dr. O. Donnez (Belgium) OL*	Best Abstracts "Video Sessions" Part 2 Chairmen: Dr. A. Matveev (Russia) & Dr. B. Almaamari (UAE)
17:15	End of Sessions		

ENDO Dubai 2022 - FEBRUARY 26 - MOBILITY ROOM

PLENARY 3 - Hysteroscopy 2

Chairmen: Dr. O. Shawki (Egypt) & Dr. R. Abdeldayem (UAE)

9:00	Dr. L. Alonso (Spain) OL*	Correlation between hysteroscopy and 3D ultrasound
9:15	Dr. M. Hanstede (Netherlands)	Cesarian scar defect the so called Niche: Myth or reality?
9:30	Dr. Y. Shawki (Egypt)	PRP endometrial fertilizer for poor endometrium
9:45	Pr. A. Wattiez/Dr. O. Shawki	Who is the suitable player for sub 4 centimeters type III,IV myoma (DEBATE)
10:05	Dr. G. Bigatti (Italy) OL*	Intrauterine morcellators; is it end of era of resectoscopy?
10:20	All Faculties	Discussion
10:30	END OF SESSION	

Uterine/Genital Malformations

Chair: Pr. L. Adamian (Russia) OL*

What more difficult and worrisome for patient and family that genital malformations!

Young women without uterus or vagina. Septum, bicornuate! Rudimentary horn!!! So many and so stressful. From the classification to the treatment, all what you need to know will be there!

11:00	Pr. G. Grimbizis (Greece)	Classification
11:15	Pr. S. Bettocchi (Italy)	Utero-cervico-vaginal septum: a specific entity that need a specific care: to remove or not?
11:30	Pr. S. Brucker (Germany)	Genital Malformations: Type and Surgical Options
11:45	Pr. L. Adamian (Russia) OL*	Neo Vagina: Surgical technique.
12:00	Dr. P. Giampaolino (Italy)	Laparoscopic Treatment of Endometriosis associated with mullerian abnomalies
12:15	All Faculties	Discussion
12:30	END OF SESSION	

Urogyn: After Mesh Session

Chairmen: Pr. R. Botchorishvili (France) & Dr. F. Badawi (UAE)

The ban od vaginal meshes was anticipated but still hit the world of urogynecology!

Not only vaginal but also laparoscopy!! And what about urinary incontinence! Is native tissue repair by laparoscopy the future? Is Burch reviving? All what you should know in this tumultuous period will be address in this session

14:30	Dr. A. Ercoli (Italy)	Anatomical insights into POP surgery: what to repair, fascia, ligament, muscles?
14:45	Pr. M. Cosson (France)	Native tissue repair by vaginal approach: lessons from the past
15:00	Pr. J. Leroy (France)	Native tissue repair for hernia: lessons from general surgery
15:15	Pr. R. Botchorishvili (France)	Native tissue repair by laparoscopy : everything is technically possible, but what about long term?
15:30	Dr. B. Al Maamari (UAE)	Laparoscopic Pelvic Floor Reconstruction
15:45	All Faculties	Discussion
16:00	END OF SESSION	

Complications Chair: Dr. A. Watrelot (France)		Complications are inevitable or "the only way to avoid complications is to not perform surgery!" all is true! BUT... still most of complications can be avoided and the management both surgical and psychological, are important! Lucidity is important as well as what will be discussed in that session!
16:30	Dr. A. Watrelot (France)	How to behave when the unthinkable occurs?
16:45	Pr. H. Ferreira (Portugal)	When redo surgery is necessary, how to avoid any delay?
17:00	Pr. P. Pasic (USA)	What are the qualities the surgeon have to minimize complications?
17:15	Dr. V. Senikas (Canada)	How to avoid litigation in case of complication?
17:30	Dr. S. Gocevaska (Belgium)	Laparoscopy vs Laparotomy! The truth in complications occurrence
17:45	All Faculties	Discussion
18:00	END OF SESSION	

ENDO Dubai 2022 - FEBRUARY 26 - OPPORTUNITY ROOM

Imaging in Endometriosis Chairmen: Dr. C. Exacoustos (Italy) & Dr. M. Malzoni (Italy)		For long time pre operative imaging in endometriosis has been neglected! With the increase of knowledge and technological performance, the information given are tremendous and can help to design the situation, prepare the surgery, inform the patient precisely, obtain the right consent and predict the difficulty of the surgery! Too precious to be missed!
9:00	Dr. C. Exacoustos (Italy)	Anterior compartment (bladder), adenomyosis and adnexa
9:20	Dr. A. Graziottin (Italy)	Posterolateral compartment (retrocervical and parametrial area, ureters)
9:40	Dr. S. El Maadawy (UAE)	Role of transvaginal ultrasound in the preoperative assessment of deep infiltrating endometriosis: bowel and other sites
10:00	Pr. J. Keckstein (Austria)	Can imaging predict the difficulty of surgery, and does a classification help us?
10:20	All Faculties	Discussion
10:30	END OF SESSION	

Bowel Endometriosis Chair: Pr. A. Wattiez (UAE)		If gynecologist were colo-rectal surgeons probably no question would be raised, and every case would be a bowel resection! But fortunately, we are gynecologist and are placing the patient and her objectives at the center of the decision! We have learned and with the help of our colleagues colo-rectal surgeons, we have fine-tuned the indications and the techniques that are going to be described in that session!
11:00	Dr. A. Di Giovanni (Italy)	Imaging of the bowel endo: How US can help the surgeon?
11:15	Dr. M. Malzoni (Italy)	Use of NOSE Techniques in Bowel ENDO
11:30	Pr. A. Wattiez (UAE)	Ways to minimize the trauma in bowel surgery for Endometriosis
11:45	Pr. J. Leroy (France)	Endometriotic lesions of the colon! Techniques or excision
12:00	Dr. W. Kondo (Brazil)	The dilemma of the low bowel endometriotic lesions: What to do?
12:15	All Faculties	Discussion
12:30	END OF SESSION	

Adenomyosis Chair: Dr. H. Gharbi (UAE)		We see more and more adenomyosis in younger and younger patients! The treatment is difficult and this disease has a terrible effect in the patient's life in term of pain, bleeding and fertility! Medical treatments are disappointing and surgical difficult and risky. The right decision is difficult and need rationales! Let's discuss it together in that session!
14:30	Dr. I. Ota (Japan)	Role of imaging to understand the deleterious effect of adenomyosis in fertility
14:45	Dr. C. Exacoustos (Italy)	Imaging of adenomyosis
15:00	Dr. H. Gharbi (UAE)	Laparoscopic approach/how to minimize the trauma
15:15	Dr. Y. Ota (Japan)	Surgical rules and techniques. "New surgical procedures and their outcomes of laparoscopic adenomyomectomy with Real-time Tissue Elastography"
15:30	Ms. L. Hummelshoj (UK)	The need for expert care in endometriosis
15:45	All Faculties	Discussion

Updates in Endometriosis Chairmen: Pr. J. Keckstein (Austria) & Ms. L. Hummelshoj (UK)		Endometriosis is such a disturbing disease that research and new treatment modalities should be discussed and implemented to improve the condition of our patients. In that session, experts will discuss new aspects of therapeutical approaches that can help us to improve our patients' condition!
16:30	Dr. O. Donnez (Belgium) OL*	Rectal Deep Endometriosis: High majority of cases can be managed by shaving
16:45	Dr. B. Rodriguez (UK)	Superficial Endometriosis: Should we still operate?
17:00	Dr. K. Afors (UK)	Endometriosis: Digital health solutions
17:15	Dr. A. Quevedo (USA)	The Microbiome and tissue injury and repair in endometriosis -the new frontier
17:30	Pr. C. Nezhat (USA)	Adolescent Endometriosis: A Call to Action On Early Detection
17:45	All Faculties	Discussion
18:00	END OF SESSION	

ENDO Dubai 2022 - FEBRUARY 26 - SUSTAINABILITY ROOM

Peritoneum & Fertility

Chair: Dr. R. Fernandes (Brazil)

Surgeons are not only handworkers! They also think! Far to believe that only surgery fix problems, we do understand the importance of the role of the tissue. The peritoneum is one of the most fascinating organs who play a role in protection against infection, fertility or the homeostasis of the abdominal fluids. Any trauma leads to adhesions, infertility, pain, dysfunction and risk of dissemination or tumor growth! We surgeons know that we must count on the nature and the physiology! This session is all about it!

9:00	Pr. M. Canis (France)	Physiology of the peritoneum
9:15	Dr. K. Dimitrios (UAE)	Peritoneum and fertility
9:30	Pr. P. Koninckx (Belgium)	How to protect the peritoneum during laparoscopy: up-date
9:45	Dr. S. As-Sanie (USA)	Role of the peritoneum in Pain
10:00	Dr. R. Fernandes (Brazil)	Effect and side effects of peritonectomy in pain and fertility
10:15	All Faculties	Discussion
10:30	END OF SESSION	

Other Pelvic Pain Diagnosis

Chair: Dr. S. Khazali (UK)

Pain is abnormal!!! It is a signal of acute stress! But its negligence can lead to a centralization of the pain and its chronicity. Pain has multiple origins! Besides the well-known ones, some situations of the pelvis lead to pain and have to be corrected. Those situations will be analyzed, and treatments proposed during this session

11:00	Dr. E. Faller (France)	Assessment of the pudendal neuralgic patients
11:15	Pr. M. Possover (Switzerland)	Diagnostic criteriae and surgical indications of pudendal neuralgia
11:30	Pr. B. Rabischong (France)	Pudendalgia Therapeutical modalities: Surgical approaches
11:45	Dr. N. Habib (France)	Laparoscopic pudendal neurolysis: Didactic approach
12:00	Dr. S. Al Suwaaidi (UAE)	Laparoscopic approach of retroverted uterus: facts techniques and outcomes
12:15	All Faculties	Discussion
12:30	END OF SESSION	

SYMP #1

Faculties: Dr. S. Domingo (Spain) & Dr. G. Tommaselli (Ethicon)

by: **ETHICON**
PART OF THE Johnson & Johnson FAMILY OF COMPANIES

12:30	Dr. S. Domingo (Spain)	"Tips & Tricks using Advanced Bipolar devices in Lap Hysterectomy"
	Dr. G. Tommaselli (Ethicon)	"Tips & Tricks using Advanced Bipolar devices in Lap Hysterectomy"
	All Faculties	Discussion
13:30	END OF SESSION	

Robotic Session

Chairmen: Pr. A. Popov (Russia) & Dr. F. Sendag (Turkey)

Everything has been told about the robot! A fool with a tool is still a fool! But... robots bring precision, bring more information to the surgeon! So surgeon should preform better and this is all what we want for our patient. The surgical world of tomorrow will robotic enhance by intelligence! Do not miss this session!

14:30	Dr. F. Sendag (Turkey)	The value of robotic surgery in the field fertility treatment
14:45	Pr. A. Koval (Russia)	Robot-assisted surgery in gynecology: whom, how and why
15:00	Dr. D. Tsepov (UK)	Robot-assisted procedure in deep infiltrating endometriosis
15:15	Dr. R. Kimmig (Germany) OL*	Robotic surgery in oncogynecology
15:30	Dr. G. Kasyan (Russia) OL*	Robot-assisted sacrocolpopexy comparatives laparoscopic SCP
15:45	All Faculties	Question and Answer
16:00	END OF SESSION	






Best Abstracts "Video Sessions" Part 2

Chairmen: Dr. A. Matveev (Russia) & Dr. B. Almaamari (UAE)

16:30 - 16:40	Dr. Ewa Milnerowicz	Segmental sigmoid colon resection with right hemicolectomy in DIE patient
16:40 - 16:50	Dr. Benedetto Mondelli	Laparoscopic ureteric reimplantation
16:50 - 17:00	Dr. Alissa Seljanko	Placental Site Trophoblastic Tumor
17:00 - 17:10	Dr. Sebastian Ludwig	Laparoscopic bilateral uterosacropexy: Advancement of new tunneling technique with uterus preservation
17:10 - 17:20	Dr. Shaheen Khazali	Endometriosis of Lumbosacral Trunk and the Superior Gluteal Nerve
17:20 - 17:30	Dr. Raza Khan, Zahid	The Laparoscopic Caesarean Section – Management of Caesarean Scar Ectopic pregnancies and retained products of conception using a very familiar technique
17:30 - 17:40	Dr. Mohamed Hamdy	Extraperitoneal lymphadenectomy
17:40	END OF SESSION	
17:40 - 18:00	Announcement of Winners	

ENDO Dubai 2022 - DAY 3 BREAKOUT ROOMS OVERVIEW

Saturday | February 26, 2022 | Starting at 8:30am Dubai time (GMT+4)

TIME	INNOVATION ROOM	FUTURE MINDS ROOM	PROGRESS ROOM	SHARING ROOM	MEDTRONIC ROOM
9:00	Tutorial: Surgical Therapeutical Strategies "Infertility associated with adenomyosis" Chair: Dr. H. Gharbi (UAE)	Tutorial: Surgical Therapeutical Strategies "OMA/Endometrioma" Chair: Dr. C. Miller (USA) Faculty: Dr. S. Alsuwaidi (UAE)	Tutorial: Surgical Therapeutical Strategies "Young patient with vaginal agenesis" Chairmen: Dr. A. Stepanian (Russia) OL* Faculties: Dr. F. Sendag (Turkey), Pr. S. Brucker (Germany), & Pr. L. Adamyan (Russia) OL*	Best Abstracts "Free Communication" Part 2 Chair: Dr. R. Abdeldayem (UAE)	 Further, Together
10:30	COFFEE BREAK				
11:00	Tutorial: Surgical Therapeutical Strategies "Isthmocele Treatment - See my way" Chair: Dr. B. Amro (UAE)	Tutorial: Surgical Therapeutical Strategies "Placenta Previa" Chair: Dr. A. Fazari (UAE) Faculties: Dr. A. Ammar (UAE) & Dr. F. Nikhat Khan (UAE)	Tutorial: Surgical Therapeutical Strategies "Adhesion Prevention" Chair: Pr. R. De Wilde (Germany) Faculty: Dr. R. Devassy (UAE) 	GESEA Certification Bachelor L1 MIGS L2 (Intro & Theoretical Exam) Mentors: Dr. B. Amro (UAE), Dr. I. Argay (Hungary), & Dr. S. Ohri (India)	 Further, Together
13:30	LUNCH BREAK				
14:30	Innovations at ENDO Dubai Chair: Dr. A. Fazel (France) Faculties: Pr. J. Einarsson (USA), Pr. G. Moawad (USA), Dr. J. P. Estrade (France), & Dr. N. Bufi (France) OL*	Nurse Corner "Laparoscopy & Emergency" Lectures Part 1 Chairmen: Ms. A. Abo Sekena (UAE) Ms. A. Omoso (UAE)	Workshop: The Osama Shawki Show "Open buffet Hysteroscopy: The untold story to master Hysteto-Art" Chairmen: Dr. O. Shawki (Egypt) & Dr. A. Alqedrah (UAE)	GESEA Certification Bachelor L1 MIGS L2 (LASTT1 - SUTT1 - HYST1) Mentors: Dr. B. Amro (UAE), Dr. I. Argay (Hungary), & Dr. S. Ohri (India)	 Further, Together
16:00	COFFEE BREAK				
16:30		Nurse Corner "Laparoscopy & Emergency" Hands-on Part 2 Chairmen: Ms. A. Abo Sekena (UAE) Ms. A. Omoso (UAE)	Workshop: The Osama Shawki Show Interactive case scenario and open discussion to answer audience queries, frustrations and curiosities about different procedures. Chairmen: Dr. O. Shawki (Egypt) & Dr. A. Alqedrah (UAE)	GESEA Certification Bachelor L1 MIGS L2 (LASTT1 - SUTT1 - HYST1) Mentors: Dr. B. Amro (UAE), Dr. I. Argay (Hungary), & Dr. S. Ohri (India)	 Further, Together
18:15	End of Sessions				

ENDO Dubai 2022 - FEBRUARY 26 - INNOVATION ROOM

9:00 - 10:30	Tutorial: Surgical Therapeutical Strategies "Infertility associated with adenomyosis" Chair: Dr. H. Gharbi (UAE)	**Official Program is subject to adjustments
--------------	--	--

Tutorial: Surgical Therapeutical Strategies "Isthmocele Treatment - See my way" Chair: Dr. B. Amro (UAE)	Isthmocele is a growing entity in the gynecological field and minimally invasive approach. The management approach is still challenging due to variation in diagnosis, indications, approach, and surgical skills. In this tutorial will approach the Isthmocele from the histopathological background secrets to different management approach; through interactive videos showing those approaches; with the surgical rational behind. It is an interactive session with an open discussions and video- demonstration of a step by step surgical techniques.
--	--

11:00	Dr. B. Amro (UAE)	Back to histopathology – Any hidden secrets? Isthmocele treatment – See My way! - Hysteroscopy repair (proximal and distal edge + 360 degree coagulation) - Hysteroscopy repair : only proximal edge +/- resection - Fellow way - Laparoscopy repair : Overlap technique - End to End; Foleys cath
12:30		Discussion

END OF SESSION

Innovations at ENDO Dubai

Chair: Dr. A. Fazel (France)

14:30	Dr. A. Fazel (France)	Introduction: FEMTECH: Where are we at with women's health technologies? The chase for innovating tools for women's health: ENDOSEARCH and Robust, two examples of academic and private research
14:45	Pr. J. Einarsson (USA)	Financing an innovation in the United States: challenges and pitfalls
15:00	Pr. G. Moawad (USA)	Artificial Intelligence: How this could revolutionize FEMTECH
15:15	Dr. J. P. Estrade (France)	Innovation for endometriosis and uterine disorders
15:30	Dr. N. Bufi (France)	Doctrine of digital health
15:45	All Faculties	Discussion
16:00		END OF SESSION

ENDO Dubai 2022 - FEBRUARY 26 - FUTURE MINDS ROOM

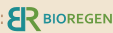
11:00 - 12:30	Tutorial: Surgical Therapeutical Strategies "Placenta Previa" Chair: Dr. A. Fazari (UAE)	**Official Program is subject to adjustments
---------------	--	--

Nurse Corner Lectures Part 1 "Laparoscopy & Emergency" Chairmen: Ms. A. Abo Sekena (UAE) & Ms. A. Omoso (UAE)		Nurses are important and essential in laparoscopy and hysteroscopy. In order to play their important role, they need and updated education and certification. This is the only condition for the surgeon to be able to act optimally. This session dedicated to nurse aim to provide the latest and accurate knowledge to help nurses to play their entire role!
14:30	Ms. Aileen Omoso	Application of Laparoscopy
	Ms. Baby. Bindu Cherian	Application of Hysteroscopy: Distention Media
	Ms. Ma. Teres Basco	Role of MIS Nurse: Scrub Nurse & Circulating Nurse
	All Faculties	Discussion
16:00	END OF SESSION	

Nurse Corner Hands-on Part 2 "Laparoscopy & Emergency" Chairmen: Ms. A. Abo Sekena (UAE) & Ms. A. Omoso (UAE)		Nurses are important and essential in laparoscopy and hysteroscopy. In order to play their important role, they need and updated education and certification. This is the only condition for the surgeon to be able to act optimally. This session dedicated to nurse aim to provide the latest and accurate knowledge to help nurses to play their entire role!
16:30	Ms. Nay Milan	Karl Storz - The Hysteroscopy Solution
	Mr. Tarek Aad	Introduction to TRUCLEAR (Mechanical Hysteroscopy Shaving System)
	Ms. Carla Abouchacra	HMB Structural Causes for Hysteroscopic Tissue Removal
	All Faculties	Discussion
18:00	END OF SESSION	

ENDO Dubai 2022 - FEBRUARY 26 - PROGRESS ROOM

Tutorial: Surgical Therapeutical Strategies "Young patient with vaginal agenesis" Chairmen: Dr. A. Stepanian (Russia) OL*		MRKH syndrome is one of the forms of vaginal agenesis. It is seen in one in 4,000 women. The discovery of patients' absent uterus and the vagina often occurs at a vulnerable time during their adolescence, leading to devastating effects on both the affected young women and their families. Patients are happy to learn about various techniques of neovaginal creation. In our course we will teach the nuances of the least traumatic and most efficacious minimally invasive surgical techniques of colpoptosis. Neither of the techniques relies on grafting: one of them utilizes dissection for creation of neovagina and the other one utilizes traction. Both are highly reproducible and lead to excellent long-term results. These techniques will be presented to you by the professors that are globally recognized in the field. We hope that their collective wisdom will provide you with the detail that you need to perform the surgery and to form neovaginas of exceptional patency, length, function, and feel in order to enhance patients' confidence and intimacy.
9:00	Dr. F. Sendag (Turkey) Pr. S. Brucker (Germany) Pr. L. Adamyan (Russia)	Laparoscopic creation of neovagina in MRKH patient
	All Faculties	Discussion
10:30	END OF SESSION	

Tutorial: Surgical Therapeutical Strategies "Adhesion Prevention" Chair: Pr. R. De Wilde (Germany) by: 		Adhesions are painstaking for both the patient and the surgeon. Dealing with it is different and preventing yet another different vision. Although it could be a question of expertise, it is beyond any doubt a problem that we must be ready to face with a reasonable aptitude. Intensive and fully interactive tutorial with class exercises, creative examples and careful explanations to achieve a thorough proficiency in negotiating with adhesions operation.
11:00	Pr. R. De Wilde (Germany) Dr. R. Devassy (UAE)	Overview of the complete mechanism and muddle of adhesions
		Interactive discussion on the technical aspects of the adhesiolysis procedure in various conditions
		The economic and physical burden of healthcare providers with the problem of paradoxical adhesiolysis and re-adhesiolysis explained by master surgical techniques.
		Class exercise on our extensive library of video demonstrations to enrich your command on the different available predominant adhesion prophylactic products used in different gynaecological surgeries
12:30		Future directions and an opportunity to collaborate on research of adhesion prophylaxis by modulation of metabolism or stem cell research.
	END OF SESSION	

Workshop: The Osama Shawki Show Chairmen: Dr. O. Shawki (Egypt) & Dr. A. Alqedrah (UAE)		A unique comprehensive approach to master the fine art of intra uterine surgery. No lectures, No graphs and tables, but direct to the operating room facing challenges, trouble shootings and how to fix it. A session to implant skills in your hands and confidence in your heart.
14:30	Dr. O. Shawki (Egypt)	"Open buffet Hysteroscopy: The untold story to master Hysteto-Art"
	Dr. A. Alqedrah (UAE)	"Open buffet Hysteroscopy: The untold story to master Hysteto-Art"
	All Faculties	Discussion
16:00	END OF SESSION	

Workshop: The Osama Shawki Show Chairmen: Dr. O. Shawki (Egypt) & Dr. A. Alqedrah (UAE)		A unique comprehensive approach to master the fine art of intra uterine surgery. No lectures, No graphs and tables , but direct to the operating room facing challenges, trouble shootings and how to fix it. A session to implant skills in your hands and confidence in your heart.
16:30	Dr. O. Shawki (Egypt)	Interactive case scenario and open discussion to answer audience queries, frustrations and curiosities about different procedures.
	Dr. A. Alqedrah (UAE)	Interactive case scenario and open discussion to answer audience queries, frustrations and curiosities about different procedures.
18:00	All Faculties	Discussion
END OF SESSION		

ENDO Dubai 2022 - FEBRUARY 26 - SHARNG ROOM

Best Abstracts "Free Communication" Part 2 Chairmen: Dr. E. Faller (France) & Dr. S. Barata (Portugal)		
9:00 - 9:09	Dr. Anton Fedorov	Reproductive and surgical results of 246 uterine cerclage laparoscopic procedures.
9:09 - 9:18	Dr. Raza Khan, Zahid	The novel PREHYST Score - a predictor of success for same day discharge following laparoscopic and robotic-assisted hysterectomies
9:18 - 9:27	Dr. Sharmin Abbasi	Multidisciplinary Approaches - Unmet Needs for Endometriosis
9:27 - 9:36	Dr. Jordanna Sant'Anna Diniz	THE EXPERIENCE OF A MULTIDISCIPLINARY TEAM IN APPROACHING PATIENTS WITH DEEP ENDOMETRIOSIS WITH INDICATION FOR SURGICAL TREATMENT: HOW WE DO IT
9:36 - 9:45	Dr. Consuelo Russo	Non-invasive classification of pelvic endometriosis classified by #ENZIAN: ultrasound study of feasibility, interobserver reproducibility and correlation to symptoms
9:45 - 9:54	Dr. Maryam Al-Shukri	Are There Predictors of Earlier Diagnosis for Endometriosis? A retrospective study
9:54 - 10:03	Dr. Mavlyanova N	The role of GSTM1 and GSTT1 genes of xenobiotic enzymes in high-grade dysplasia of cervix uteri (CIN II-III / carcinoma in situ) in women of reproductive age.
10:03 - 10:12	Dr. Shomirov D.	New methods for preventing vaginal prolapse after total hysterectomy
10:12 - 10:21	Dr. Uarda Ismaili	Surgical prospectus of endometriosis and fertility
10:21 - 10:30	Dr. Yael Yagur	Lateralization of Tubo-ovarian Abscess. What is its clinical significance?
	Dr. Aida Kumnova	Hysteroscopic diagnosis of cervical clear cell adenocarcinoma in young women 24 year without exposure of ethinylstilbestrolit (Case report)
	Dr. Hossam Abd Al faheem	Role of hysteroscopy in diagnosis of patency of the fallopian tubes by movement of the opening of the ostium and reassurance by laparoscopy
10:30	END OF SESSION	

11:30	GESEA Certification Bachelor L1 MIGS L2	(Intro & Theoretical Exam)
12:30		
14:30	GESEA Certification Bachelor L1 MIGS L2	(LASTT1 - SUTT1 - HYST1)
16:00		
16:30	GESEA Certification Bachelor L1 MIGS L2	(LASTT1 - SUTT1 - HYST1)
18:00		

ENDO Dubai 2022 - FEBRUARY 26 - MEDTRONIC ROOM

9:30	 Further. Together	Workshop
18:30		